

WAGE RATES IN SELECTED BUSINESS ACTIVITIES (11th of an 18-Part Series on 2006 OWS)

This issue of the LABSTAT Updates on the results of the 2006 Occupational Wages Survey (OWS) focuses on the wage rates of 21 occupations in real estate, renting and business activities. For purposes of monitoring occupational wage rates, five specific industries in business activities were chosen: computer and related activities; accounting, bookkeeping and auditing activities, tax consultancy; architectural, engineering and related technical consultancy; call center activities; and medical transcription and related outsourcing activities. Monitoring of wage rates in the last two groups started with the 2006 survey round. The average monthly wage rates of the selected occupations ranged from P 5,343 to P 41,305.

The wage rates of selected occupations in other industries covered in the OWS are posted on the BLES website.

Systems analysts and designers were highest paid

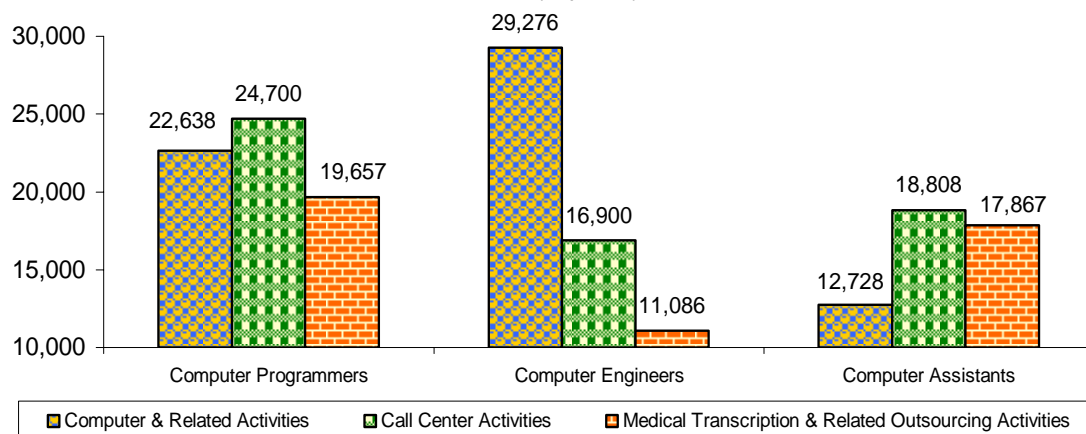
Among the 21 covered occupations in the five selected business activities, systems analysts and designers, which were monitored only in computer and related activities, were paid the highest average monthly wage rate at P41,305. This wage rate was almost four times the all-occupation average at P10,629.

Three IT occupations were monitored in businesses which heavily engage the services of computer and related personnel, namely, computer and related activities; call

center activities; and medical transcription and related outsourcing activities.

Computer engineers in computer and related activities received the highest average wage rate at P29,276. This was about 73% higher than the P16,900 paid to similar workers in call center activities. Computer engineers in medical transcription and related outsourcing activities were given a lower rate at P11,086. (Figure 1)

FIGURE 1 - Average Monthly Wage Rates of Some IT Occupations in Selected Business Activities, Philippines: August 2006
(in pesos)



Source of data: Bureau of Labor and Employment Statistics, Occupational Wages Survey.

Categorized by major occupation group, the range of the average monthly wage rates of the 21 occupations were:

Professionals	P11,086 - 41,305
Technicians and Associate Professionals	9,495 - 18,808
Clerks	8,865 - 21,660
Unskilled Workers	5,343 - 9,296

Below is the complete list of the monitored occupations and their corresponding average monthly wage rates (in pesos).

Computer and Related Activities

Systems Analysts and Designers	41,305
Computer Engineers	29,276
Electronics and Telecommunications Engineers	24,326
Computer Programmers	22,638
Accounting and Bookkeeping Clerks	17,166
Electronics and Telecommunications Engineering Technicians	13,000
Computer Assistants	12,728
Computer Equipment Operators	9,495
Unskilled Workers	9,296
Data Entry Operators	8,865

Accounting, Bookkeeping and Auditing Activities;

Tax Consultancy

Data Entry Operators	21,660
Accountants and Auditors	20,655
Accounting and Bookkeeping Clerks	20,100
Bookkeepers	10,800

Architectural, Engineering and Related Technical Consultancy

Civil Engineers	21,192
Geodetic Engineers	20,890
Architects	20,666

Architectural, Engineering and Related Technical Consultancy (cont'd)

Electrical Engineers	18,883
Draftsmen	14,929
Accounting and Bookkeeping Clerks	14,743
Electrical Engineering Technicians	14,165
Civil Engineering Technicians	13,868
Unskilled Workers	5,343

Call Center Activities

Computer Programmers	24,700
Computer Assistants	18,808
Computer Engineers	16,900
Accounting and Bookkeeping Clerks	16,123
Customer Service Representatives/ Associates	15,088
Unskilled Workers	8,379

Medical Transcription and Related Outsourcing Activities

Computer Programmers	19,657
Computer Assistants	17,867
Accounting and Bookkeeping Clerks	15,194
Computer Engineers	11,086
Medical Transcriptionists	10,757

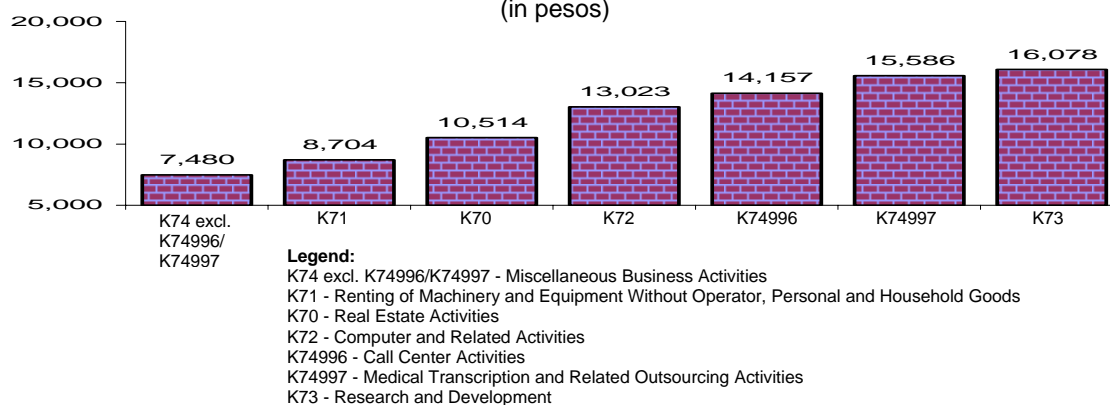
Median basic pay and allowances in real estate, renting and business activities higher than national averages

In August 2006, time-rate workers on full-time basis in non-agricultural establishments with at least 20 workers were reported with monthly median¹ basic pay and allowances at ₱8,035 and ₱1,278, respectively.

Relative to national basic pay, median basic pay in real estate, renting and business activities averaged higher at ₱8,548 as its specific industries (except miscellaneous business activities) reported higher rates ranging from ₱8,704 to ₱16,078. (Figure 2)

¹The term "average" and median" are used interchangeably in the analysis of basic pay and allowances.

FIGURE 2 - Median Monthly Basic Pay of Time-Rate Workers on Full-Time Basis in Real Estate, Renting and Business Activities, Philippines: August 2006
(in pesos)



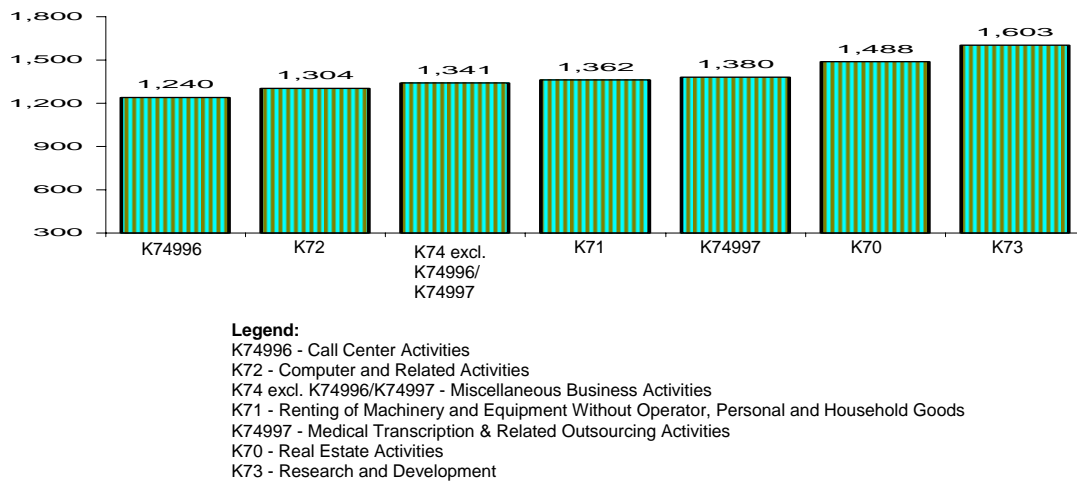
Source of data: Bureau of Labor and Employment Statistics, Occupational Wages Survey.

The median monthly allowances of real estate renting and business activities (₱1,343) and almost all of its sub-groups stood higher compared to the national average at ₱1,278. Also, very little differences were

observed between their median allowances. (Figure 3)

As in basic pay, research and development recorded the highest average allowances at ₱1,603.

FIGURE 3 - Median Monthly Allowances of Time-Rate Workers on Full-Time Basis in Real Estate, Renting and Business Activities, Philippines: August 2006
(in pesos)



Note: Data pertain only to workers given allowances.

Source of data: Bureau of Labor and Employment Statistics, Occupational Wages Survey.

Definition of Terms:

- **Wage rate** refers to the sum of basic pay and regular/guaranteed allowances.
- **Basic pay** refers to pay for normal/regular working time before deductions for employees' social security contributions and withholding taxes. It excludes overtime, night shift differential and other premium pay; commissions, tips and share of employees in service charge; and payment in kind.
- **Allowances** refer to regular/guaranteed cash payments. These include cost of living allowance but exclude reimbursements for travel, entertainment, meals and other expenses, etc. incurred in conducting the business of the employer; cost of uniform/working clothes; bonuses and gratuities; family allowances.
- **Median** divides the wage distribution into two equal parts. It is the value where half of the workers in the distribution receive more while the other half receives less.

FOR INQUIRIES:

Regarding this report contact **LABOR STANDARDS STATISTICS DIVISION** at 527-3000 loc 311/527-9325

Regarding other statistics and technical services contact **BLES Databank** at 527-3000 loc 317

Or write to BLES c/o Databank, 3/F DOLE Bldg. Gen. Luna St., Intramuros, Manila 1002

FAX 527-9325

E-mail: bles_dole@yahoo.com

Website: <http://www.bles.dole.gov.ph>
