

WAGE RATES IN INDUSTRIES

... in Mining and Quarrying

(Sixth of an 18-Part Series)

This issue of the LABSTAT Updates on the results of the 2006 Occupational Wages Survey (OWS) highlights the wage rates of selected occupations in mining and quarrying. This major industry group consists of metallic ore mining; and non-metallic mining and quarrying.

The monthly wage rates of the 8 covered occupations in metallic ore mining varied from ₱5,556 to ₱22,199. In non-metallic mining and quarrying which covered 9 occupations, average wage rates ranged from ₱6,243 to ₱24,583. The wage rates of other occupations in specific industries covered in the OWS are posted on the BLES website.

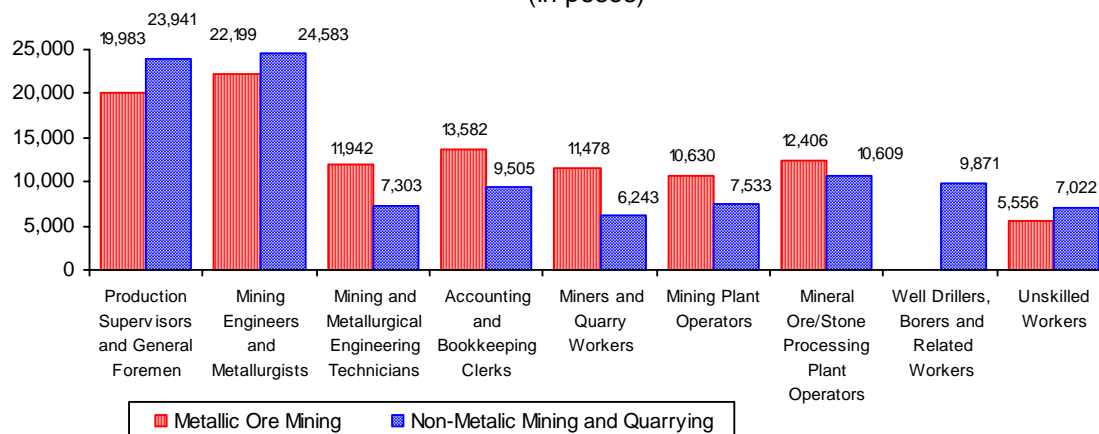


Mining engineers received the highest wage rate in the industry

The monthly wage rate across all the occupations covered in the OWS averaged to ₱10,629 in August 2006. Higher wage rates than the all occupation average were reported in selected occupations in metallic ore mining except for its unskilled workers. On the other hand, only two of the selected occupations in non-metallic mining and quarrying had wage rates above the national estimate.

Among the monitored occupations, mining engineers in non-metallic mining and quarrying posted the highest average monthly wage rate at ₱24,583. It was lesser at ₱22,199 for their counterparts in metallic ore mining (for this sub-industry, metallurgists were also included). Next highly paid were production supervisors and general foremen: ₱23,941 in non-metallic mining and quarrying and ₱19,983 in metallic ore mining. (Figure 1)

FIGURE 1 - Average Monthly Wage Rates of Time-Rate Workers on Full-Time Basis in Selected Occupations in Mining and Quarrying, Philippines: August 2006
(in pesos)



Source of data: Bureau of Labor and Employment Statistics, Occupational Wages Survey.

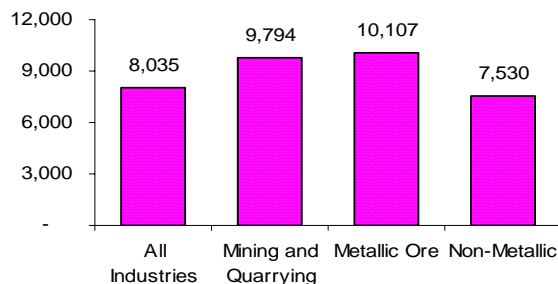
While miners and quarry workers had the least average wage rate at ₱6,243 in non-metallic mining and quarrying, unskilled workers

except janitors, messengers and freight handlers in metallic ore mining had the lowest rate at ₱5,556.

Higher average basic pay but lower average allowances relative to national estimates

Time rate workers on full-time basis in mining and quarrying establishments employing at least 20 persons received a median¹ monthly basic pay of ₱9,794 which was higher than the all-industry estimate of ₱8,035 (Figure 2)

FIGURE 2 - Median Monthly Basic Pay of Time-Rate Workers on Full-Time Basis in Mining and Quarrying, Philippines: August 2006
(in pesos)



Source of data: BLES, OWS.

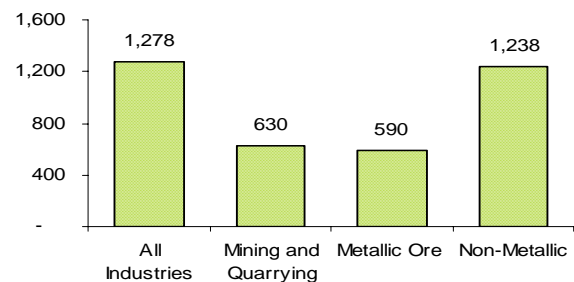
Across specific mining industries, average basic pay in metallic ore mining at ₱10,107 was higher compared to the national rate and that of non-metallic mining and quarrying at ₱7,530. (Figure 2)

¹ The terms "average" and "median" are used interchangeably in the analysis of basic pay and allowances.

Definition of Terms:

- **Wage rate** refers to the sum of basic pay and regular/guaranteed allowances.
- **Basic pay** refers to pay for normal/regular working time before deductions for employees' social security contributions and withholding taxes. It excludes overtime, night shift differential and other premium pay; commissions, tips and share of employees in service charge; and payment in kind.
- **Allowances** refer to regular/guaranteed cash payments. These include living allowance but exclude reimbursements for travel, entertainment, meals and other expenses, etc. incurred in conducting the business of the employer; cost of uniform/working clothes; bonuses and gratuities; family allowances.
- **Median** divides the wage distribution into two equal parts. It is the value where half of the workers in the distribution receive more while the other half receives less.

FIGURE 3 - Median Monthly Allowances of Time-Rate Workers on Full-Time Basis in Mining and Quarrying, Philippines: August 2006
(in pesos)



Note: Data pertain only to workers given allowances.

Source of data: BLES, OWS.

On the other hand, monthly allowances in metallic ore mining averaged to ₱590 and ₱1,238 in non-metallic mining and quarrying. Consequently, the median monthly allowances at ₱630 in mining and quarrying was about half of the all-industry allowance of ₱1,278. (Figure 3)

FOR INQUIRIES:

Regarding this report contact **LABOR STANDARDS STATISTICS DIVISION** at 527-3000 loc 311/527-9325

Regarding other statistics and technical services contact **BLES Databank** at 527-3000 loc 317

Or write to BLES c/o Databank, 3/F DOLE Bldg. Gen. Luna St., Intramuros, Manila 1002

FAX 527-9325

E-mail: bleslssd@bles.dole.qov.ph

Website: <http://www.bles.dole.qov.ph>