



Sierra Leone

The World Bank
Country Survey FY 2013

Report of Findings
July 2013

Table of Contents

I. Objectives	3
II. Methodology.....	3
III. Demographics of the Sample.....	5
IV. General Issues Facing Sierra Leone.....	10
V. Overall Attitudes toward the World Bank	14
VI. Sectoral Effectiveness.....	21
VII. World Bank Knowledge and Instruments	25
VIII. How the World Bank Operates.....	34
IX. The Future Role of the World Bank in Sierra Leone	39
X. Communication and Openness.....	43
XI. Appendices.....	49



I. Objectives

This survey was designed to achieve the following objectives:

- Assist the World Bank in gaining a better understanding of how stakeholders in Sierra Leone perceive the Bank;
- Obtain systematic feedback from stakeholders in Sierra Leone regarding:
 - Their views regarding the general environment in Sierra Leone;
 - Their overall attitudes toward the World Bank in Sierra Leone;
 - Overall impressions of the World Bank's effectiveness and results, knowledge work and activities, and communication and information sharing in Sierra Leone;
 - Perceptions of the World Bank's future role in Sierra Leone.
- Use data to help inform Sierra Leone team's strategy.

II. Methodology

In March-April 2013, 600 stakeholders of the World Bank in Sierra Leone were invited to provide their opinions on the Bank's assistance to the country by participating in a country survey. Participants in the survey were drawn from among the office of the President; the office of the Prime Minister; the office of a Minister; the office of a Parliamentarian; employees of a ministry, ministerial department, or implementation agency; consultants/ contractors working on World Bank-supported projects/programs; project management units (PMUs) overseeing implementation of a project; local government officials or staff; bilateral and multilateral agencies; private sector organizations; private foundations; the financial sector/private banks; NGOs; community-based organizations; the media; independent government institutions; trade unions; faith-based groups; academia/research institutes/think tanks; judiciary branches; and other organizations. A total of 340 stakeholders participated in the survey (57% response rate).

Respondents completed questionnaires with a representative of the fielding agency. Respondents were asked about: general issues facing Sierra Leone; their overall attitudes toward the Bank; the World Bank's effectiveness and results; the Bank's knowledge work and activities; working with the World Bank; the Bank's future role in Sierra Leone; and the Bank's communication and information sharing in Sierra Leone.

Every country that engages in the Country Survey must include specific indicator questions that will be aggregated for the World Bank's annual Corporate Scorecard. These questions are identified throughout the survey report.

- A. General Issues Facing Sierra Leone: Respondents were asked to indicate whether Sierra Leone is headed in the right direction, what they thought were the top three most important development priorities in the country, and which areas would contribute most to reducing poverty and generating economic growth in Sierra Leone.
- B. Overall Attitudes toward the World Bank: Respondents were asked to rate their familiarity with the World Bank, the Bank's effectiveness in Sierra Leone, Bank staff preparedness to help Sierra Leone solve its development challenges, their agreement with various statements regarding the Bank's work, and the extent to which the Bank is an effective development partner. Respondents were asked to indicate the sectoral areas on which it would be most

II. Methodology (continued)

productive for the Bank to focus its resources, the Bank's greatest values and weaknesses in its work, the most effective instruments in helping to reduce poverty in Sierra Leone, with which stakeholder groups the Bank should collaborate more, and to what reasons respondents attributed failed or slow reform efforts.

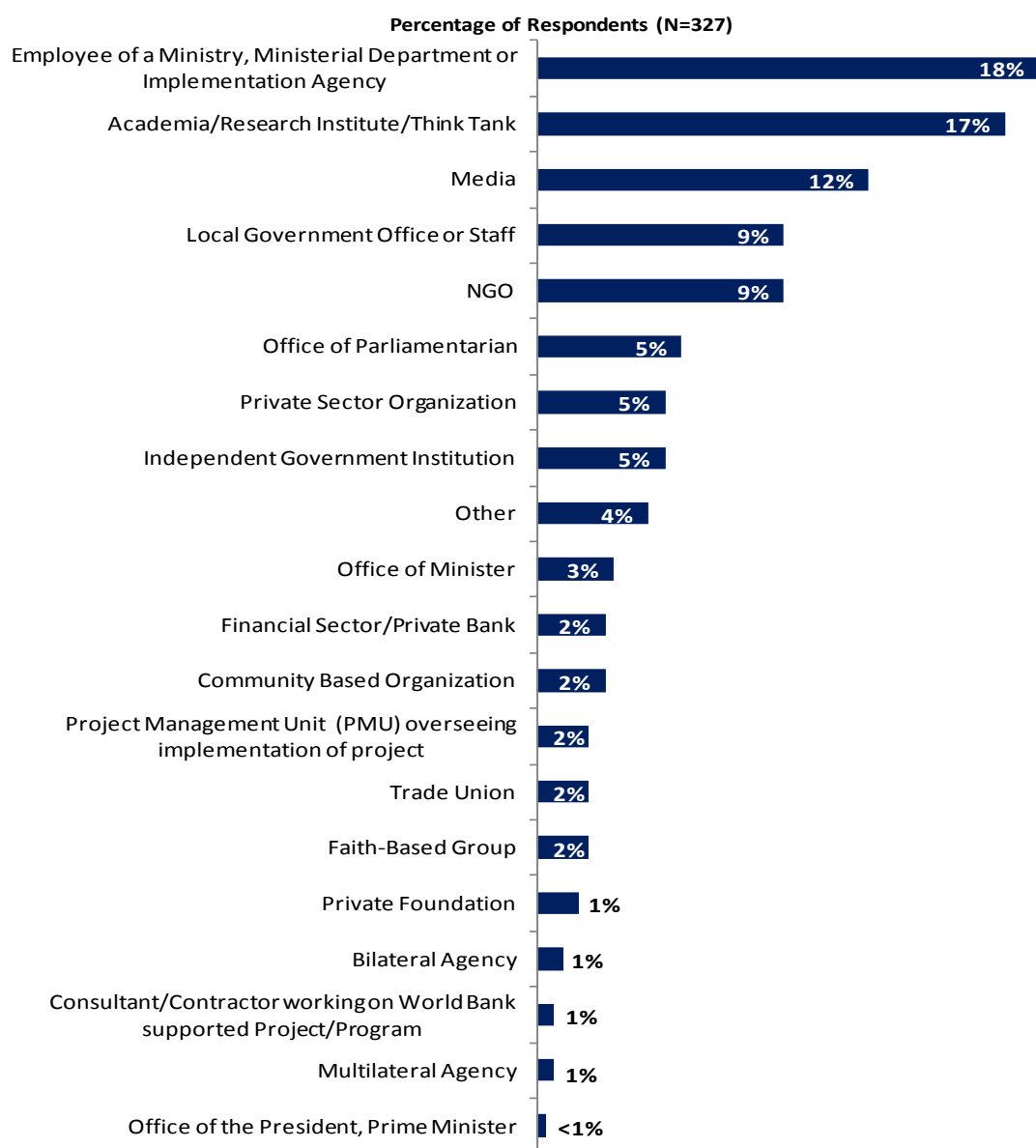
- C. World Bank Effectiveness and Results: Respondents were asked to rate the extent to which the Bank's work helps achieve development results in Sierra Leone, the extent to which the Bank meets Sierra Leone's needs for knowledge services and financial instruments, and the Bank's level of effectiveness across forty-two development areas, such as education, energy, agricultural development, job creation/employment, infrastructure, and others.
- D. The World Bank's Knowledge: Respondents were asked to indicate how frequently they consult Bank knowledge work/activities, the areas on which the Bank should focus its research efforts, and to rate the effectiveness and quality of the Bank's knowledge work/activities, including how significant of a contribution it makes to development results and its technical quality.
- E. Working with the World Bank: Respondents were asked to rate their level of agreement with a series of statements regarding working with the Bank, such as the World Bank's "Safeguard Policy" requirements being reasonable, the Bank imposing reasonable conditions on its lending, disbursing funds promptly, increasing Sierra Leone's institutional capacity, and providing effective implementation support. Respondents also were asked that to what extent they believed the Bank was adequately staffed in Sierra Leone.
- F. The Future Role of the World Bank in Sierra Leone: Respondents were asked to rate how significant a role the Bank should play in Sierra Leone's development in the near future and to indicate what the Bank should do to make itself of greater value. They were also asked about the effectiveness of the donors in their work to see through development results on the ground and the effectiveness of the Bank in helping forge regional economic integration.
- G. Communication and Information Sharing: Respondents were asked to indicate how they get information about economic and social development issues, how they prefer to receive information from the Bank, and their usage and evaluation of the Bank's websites. Respondents were asked about their awareness of the Bank's Access to Information policy, past information requests from the Bank, and their level of agreement that they use more data from the World Bank as a result of the Bank's Open Data policy. Respondents were also asked about their level of agreement that they know how to find information from the Bank and that the Bank is responsive to information requests.
- H. Background Information: Respondents were asked to indicate their current position, specialization, whether they professionally collaborate with the World Bank, their exposure to the Bank in Sierra Leone, and their geographic location.

When possible, responses from respondents completing this year's country survey were compared to responses from the 365 respondents (52% response rate) who completed the survey in FY 2009 and the 82 respondents who completed the survey in FY 2005 (41% response rate). Notations and/or charts are included when these comparisons were possible.

III. Demographics of the Sample

Current Position

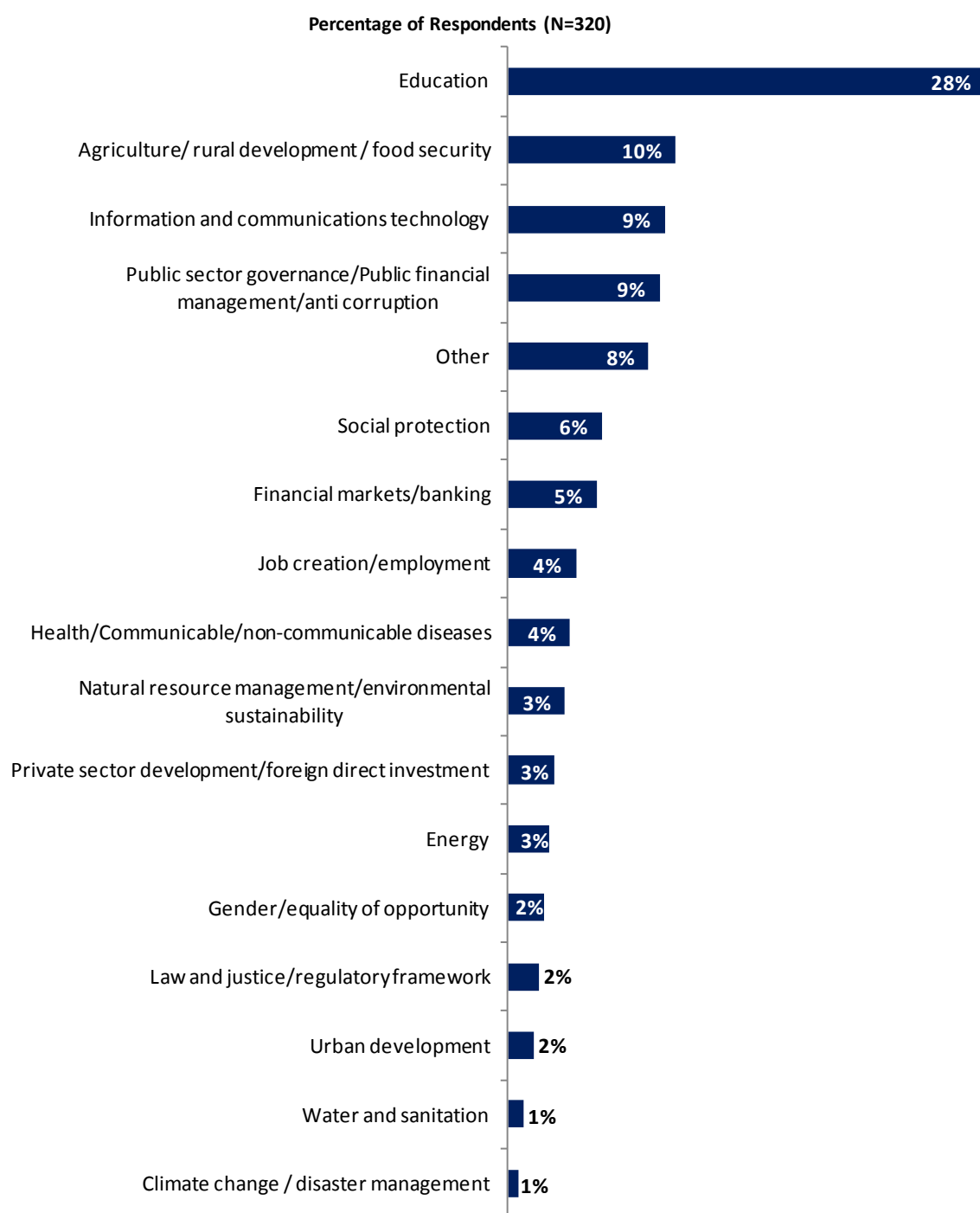
- For further analyses, the small number of respondents from the office of a Minister were combined with those from the office of the President/Prime Minister; respondents from PMUs were combined with consultants/contractors working on Bank-supported projects; respondents from the financial sector/private banks were combined with those from private sector organizations; respondents from NGOs, private foundations, community-based organizations, trade unions and faith-based groups were combined into a “CSO” category; and the few respondents from the bilateral and multilateral agencies, and other organizations were included in the “Other” category. Note that there were no respondents from the judiciary institutions.



“Which of the following best describes your current position?” (Respondents chose from a list.)

III. Demographics of the Sample (continued)

Area of Primary Specialization

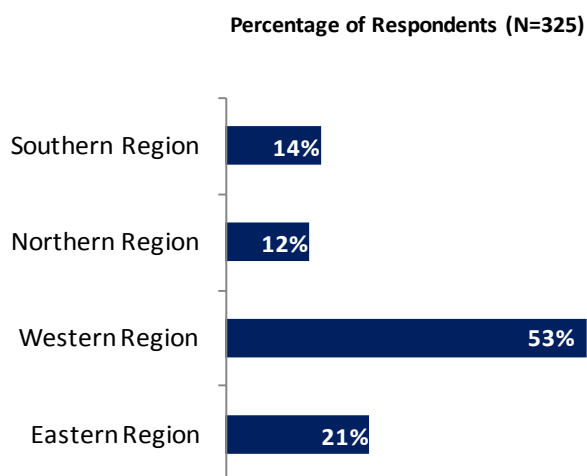


"Please identify the primary specialization of your work." (Respondents chose from a list.)

III. Demographics of the Sample (continued)

Geographic Location

- Responses across all geographic locations for all survey questions can be found in the Appendix C (see page 89). Only significant differences between geographic locations in response to indicator questions will be discussed in the body of this report.

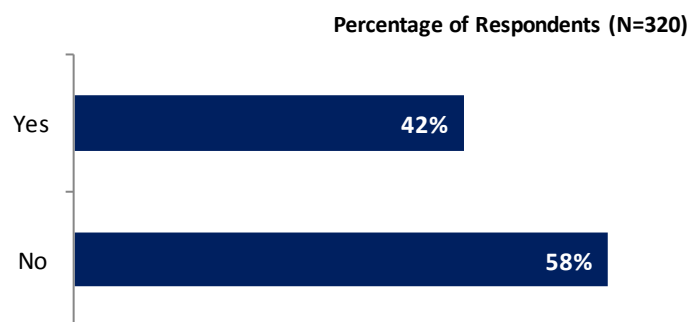


"Which best represents your geographic location?" (Respondents chose from a list.)

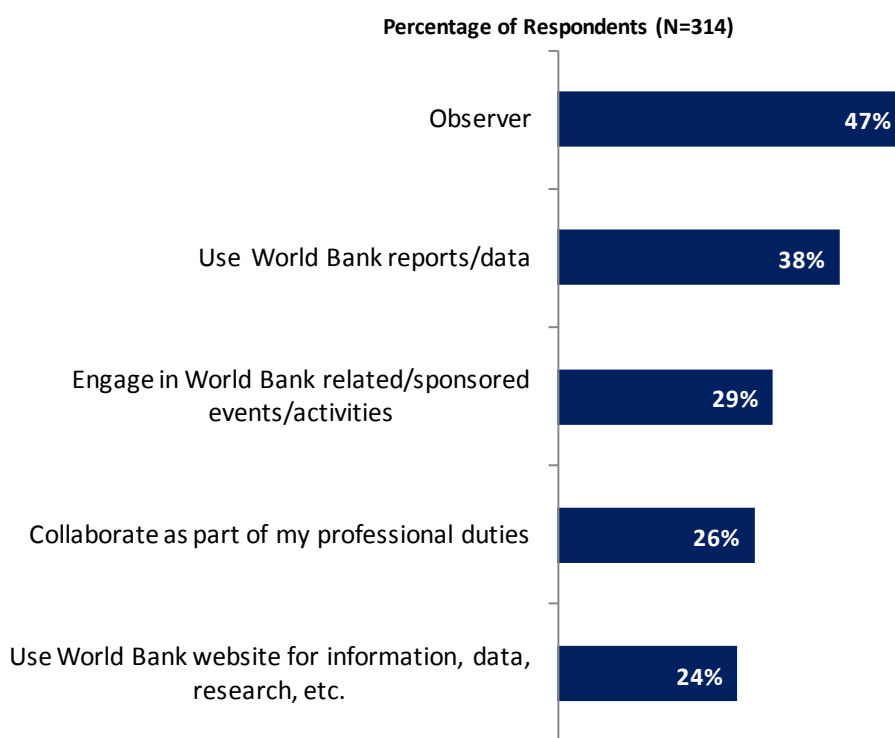
III. Demographics of the Sample (continued)

Collaboration with and Exposure to the World Bank

- Differences in responses to the indicator questions, based on levels of collaboration and exposure to the World Bank in Sierra Leone, can be found in the Appendix E (see page 107). Please note that where these two factors appear to have a significant relationship with overall views of the Bank, it is highlighted in yellow in that table.



"Currently, do you professionally collaborate/work with the World Bank in your country?"

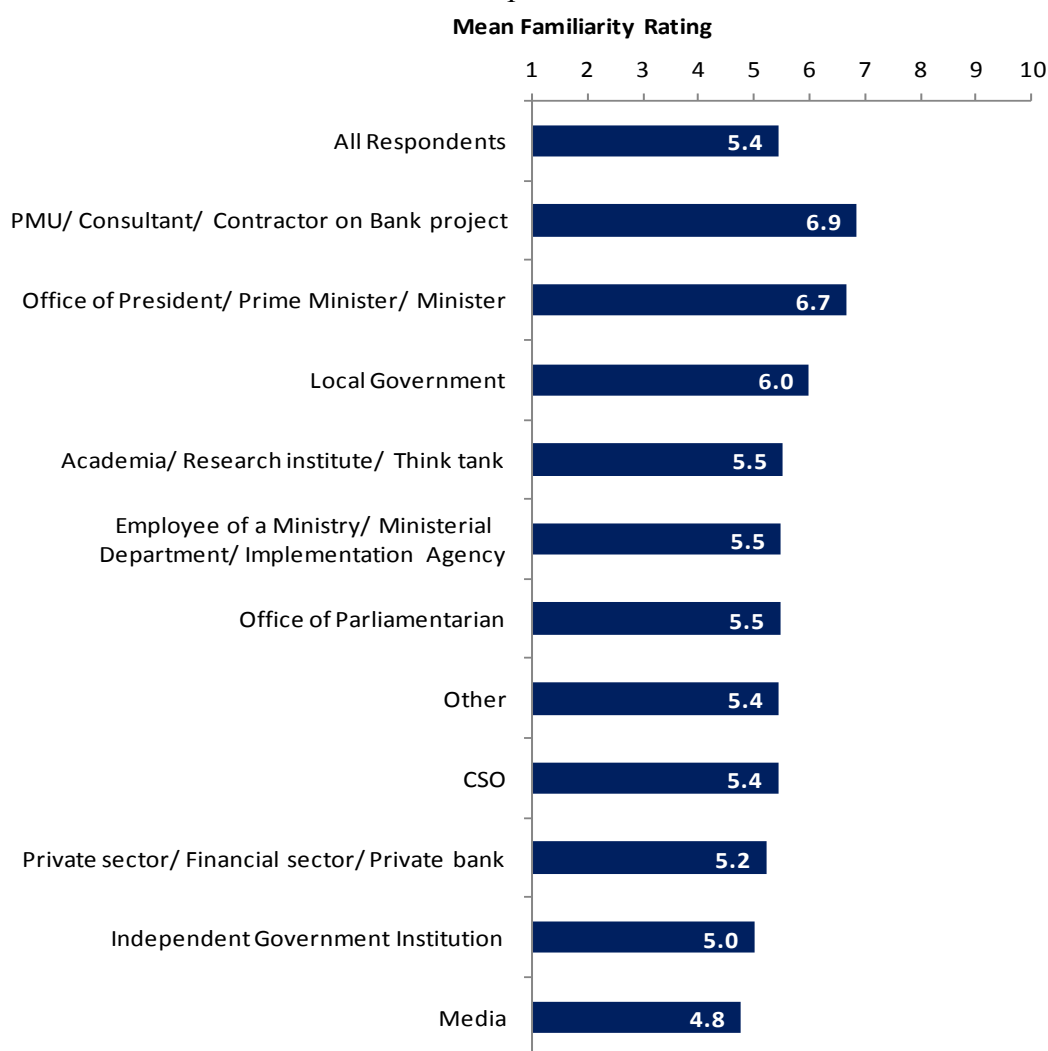


"Which of the following describes most of your exposure to the World Bank in Sierra Leone?
(Choose no more than TWO)" (Respondents chose from a list. Responses combined.)

III. Demographics of the Sample (continued)

Familiarity with the World Bank

- Across all respondents, familiarity with the World Bank received a mean rating of 5.4; this was significantly *lower* than the mean rating received in the FY '09 country survey (6.1).
 - Respondents across all stakeholder groups and geographic locations had statistically similar levels of familiarity with the Bank.
 - It should be noted that respondents' ratings of familiarity with the Bank were significantly, strongly correlated with respondents' perceptions of the Bank's overall effectiveness in Sierra Leone and significantly, moderately correlated with their perceptions of the Bank's ability to help achieve development results and the Bank's relevance to Sierra Leone's development.

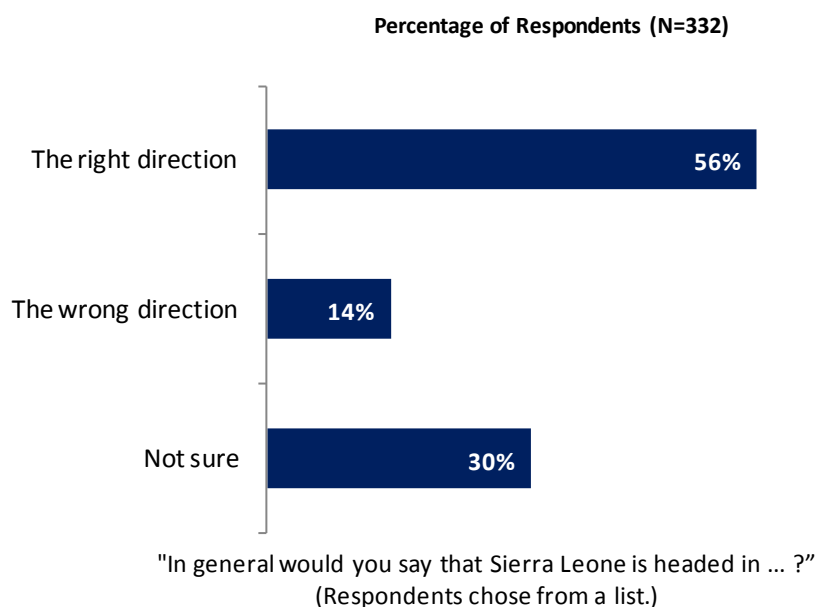


"How familiar are you with the work of the World Bank in Sierra Leone, on a ten point scale?"
 (1 - "Not familiar at all", 10 - "Extremely familiar")

IV. General Issues Facing Sierra Leone

Headed in the Right Direction

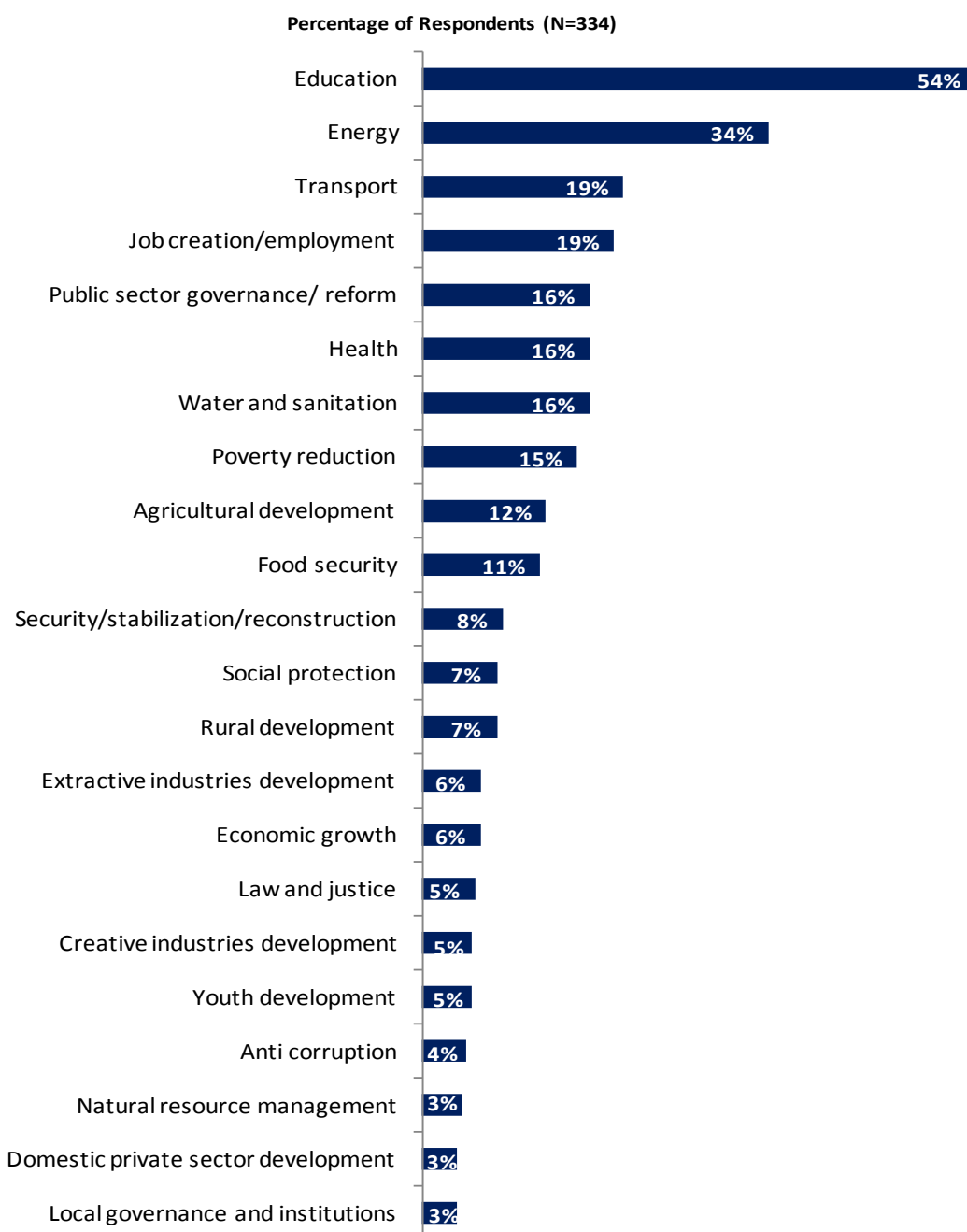
- A majority of respondents across most stakeholder groups indicated that Sierra Leone was headed in the right direction, except respondents from CSOs who were more likely to indicate that they were not sure whether Sierra Leone was headed in the right or wrong direction.



IV. General Issues Facing Sierra Leone (continued)

Development Priority

- In the FY '09 country survey*, government effectiveness/governance (52%) was considered the most important development priority for Sierra Leone.



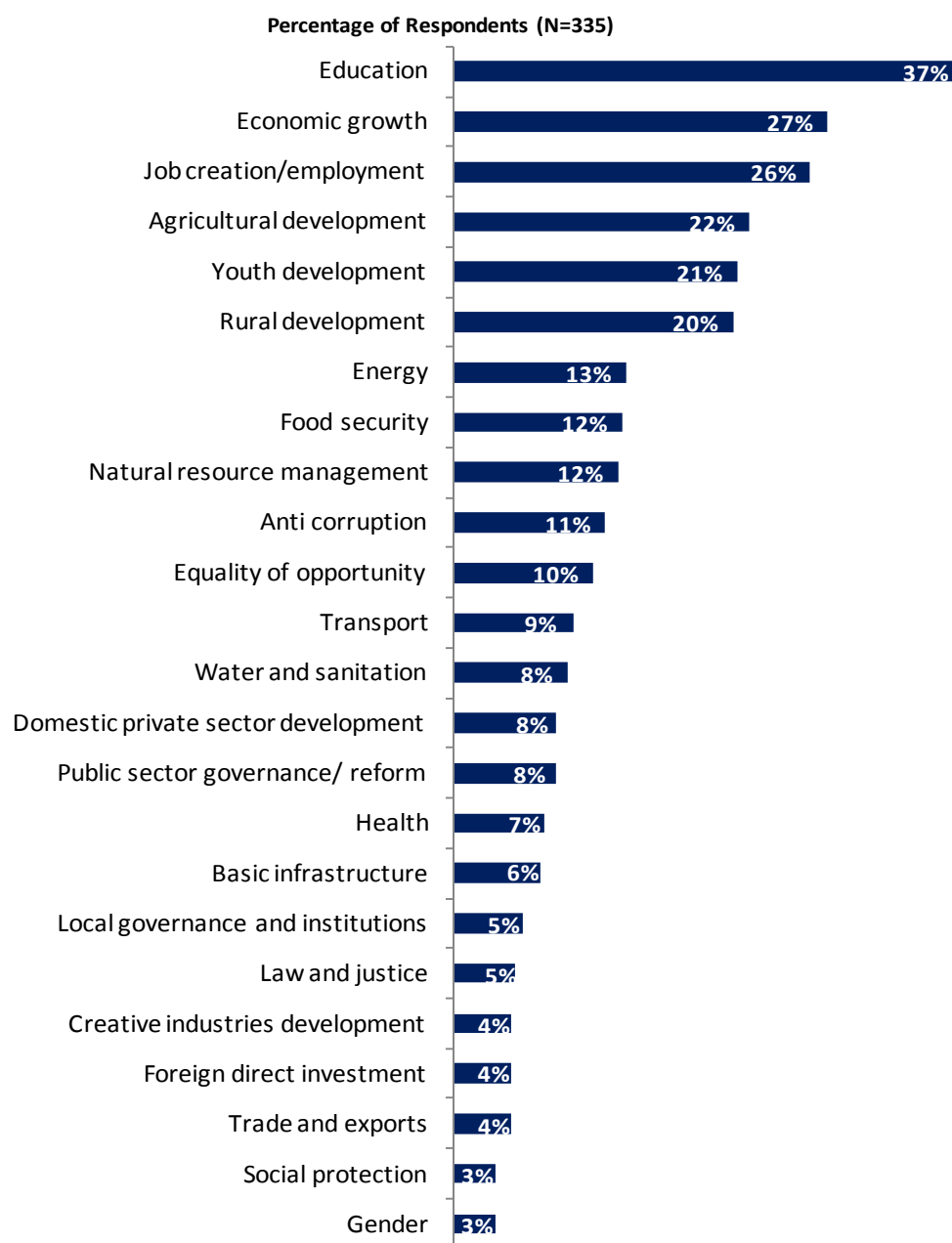
"Listed below are a number of development priorities in Sierra Leone. Please identify which of the following you consider the most important development priorities in Sierra Leone? (Choose no more than THREE)"
(Respondents chose from a list. Responses combined.)

*Not all of the response options provided in the FY '13 survey were provided in the FY '09 survey.

IV. General Issues Facing Sierra Leone (continued)

What Would Contribute Most to Reducing Poverty

- In the FY '09 country survey*, respondents indicated that government effectiveness/governance (30%) would contribute most to poverty reduction in Sierra Leone.



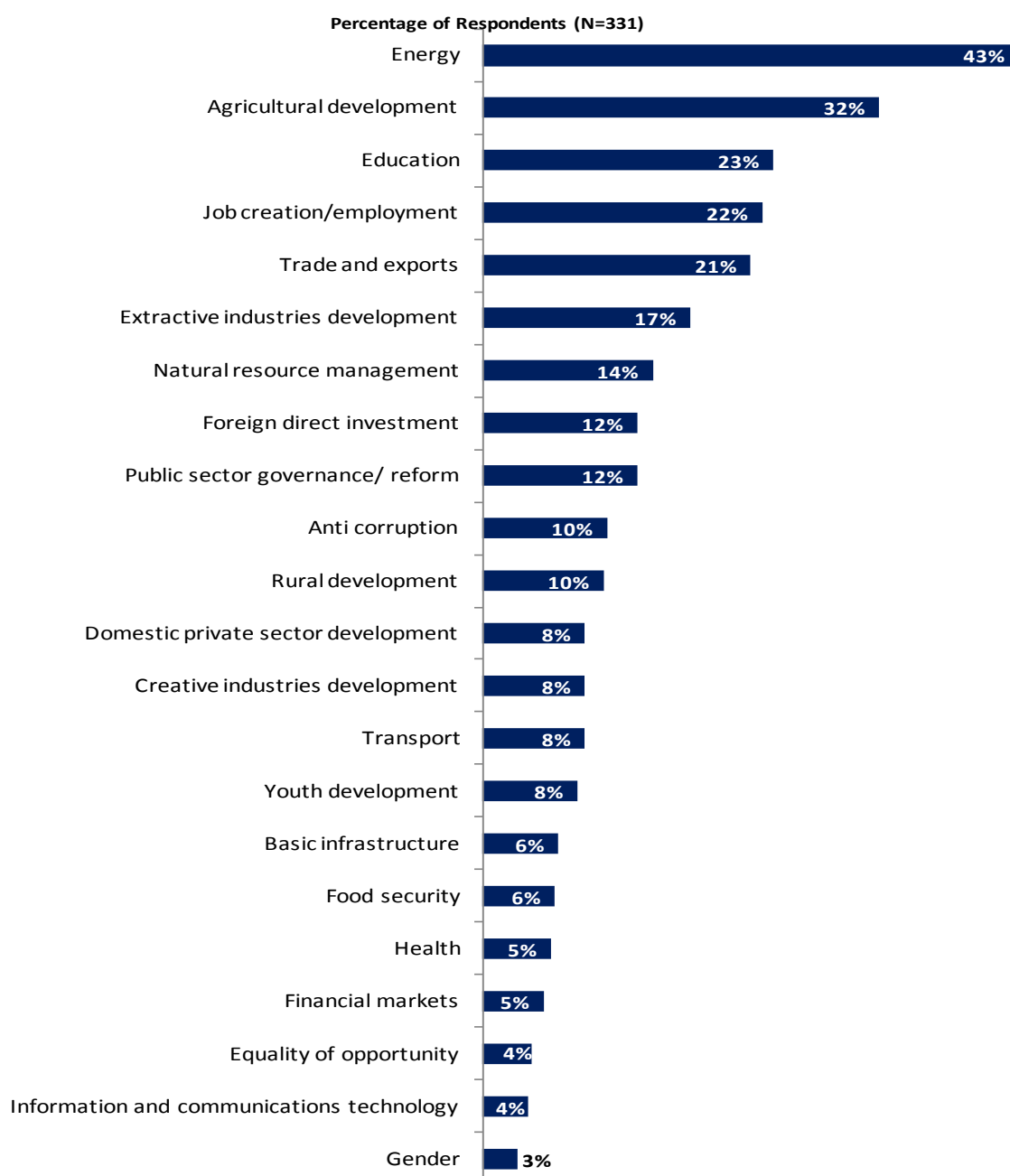
“Poverty reduction is a broad term that encompasses work in many different areas. Which THREE areas of development listed below do you believe would contribute most to reducing poverty in Sierra Leone? (Choose no more than THREE)” (Respondents chose from a list. Responses combined.)

*Not all of the response options provided in the FY '13 survey were provided in the FY '09 survey.

IV. General Issues Facing Sierra Leone (continued)

What Would Contribute Most to Generating Economic Growth

- In the FY '09 country survey*, respondents indicated that government effectiveness/governance (30%) would contribute most to generating economic growth in Sierra Leone.



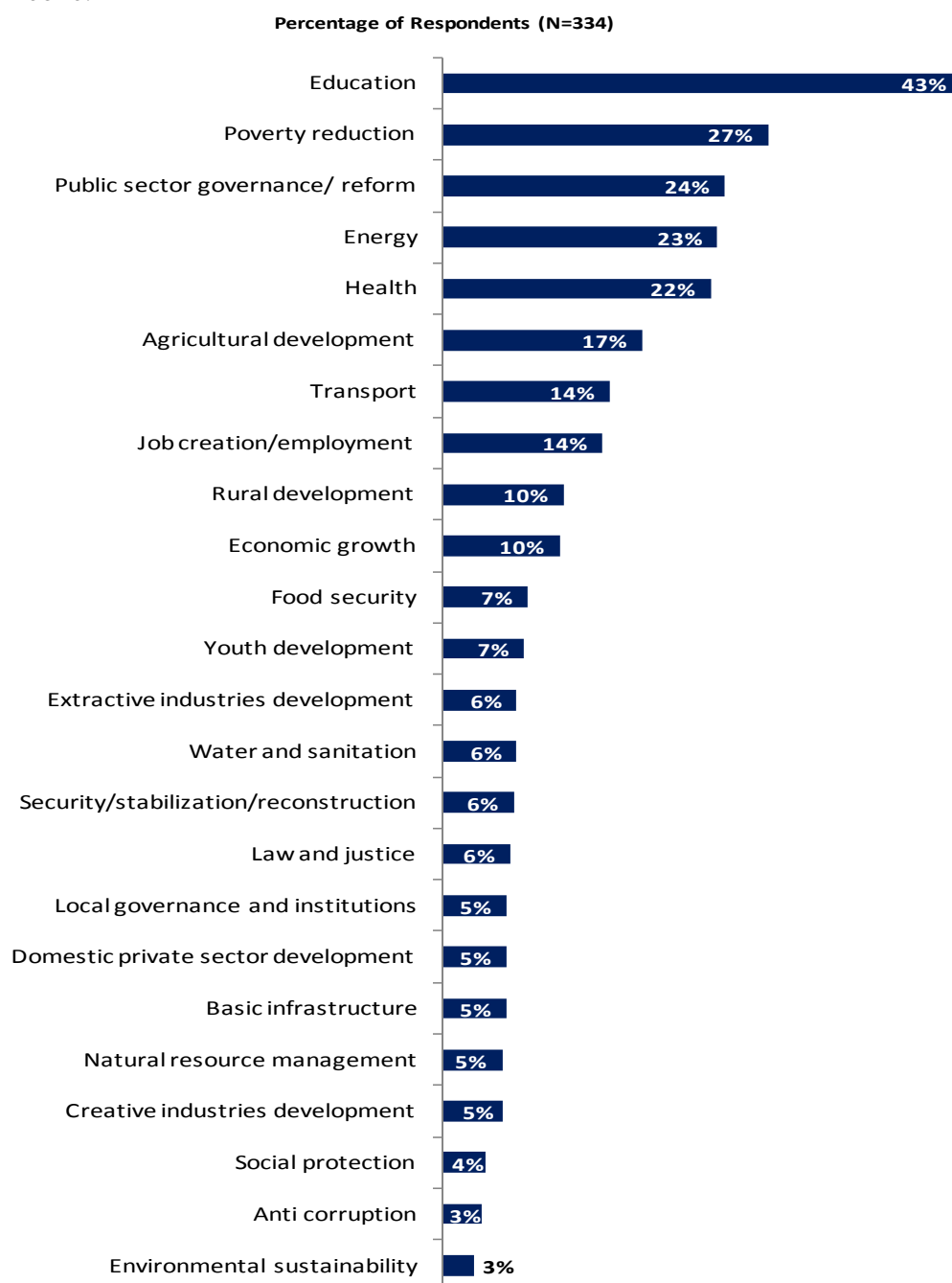
"Economic growth can be driven by a number of factors. Which THREE areas below do you believe would contribute most to generating economic growth in Sierra Leone? (Choose no more than THREE)" (Respondents chose from a list. Responses combined.)

*Not all of the response options provided in the FY '13 survey were provided in the FY '09 survey.

V. Overall Attitudes toward the World Bank

Where the World Bank Should Focus its Resources

- In the FY '09 country survey*, respondents felt that it would be most productive for the Bank to focus most of its resources on government effectiveness/governance (36%) in Sierra Leone.



“When thinking about how the World Bank can have the most impact on development results in Sierra Leone, in which sectoral areas do you believe the World Bank should focus most of its attention and resources in Sierra Leone? (Choose no more than THREE)”
(Respondents chose from a list. Responses combined.)

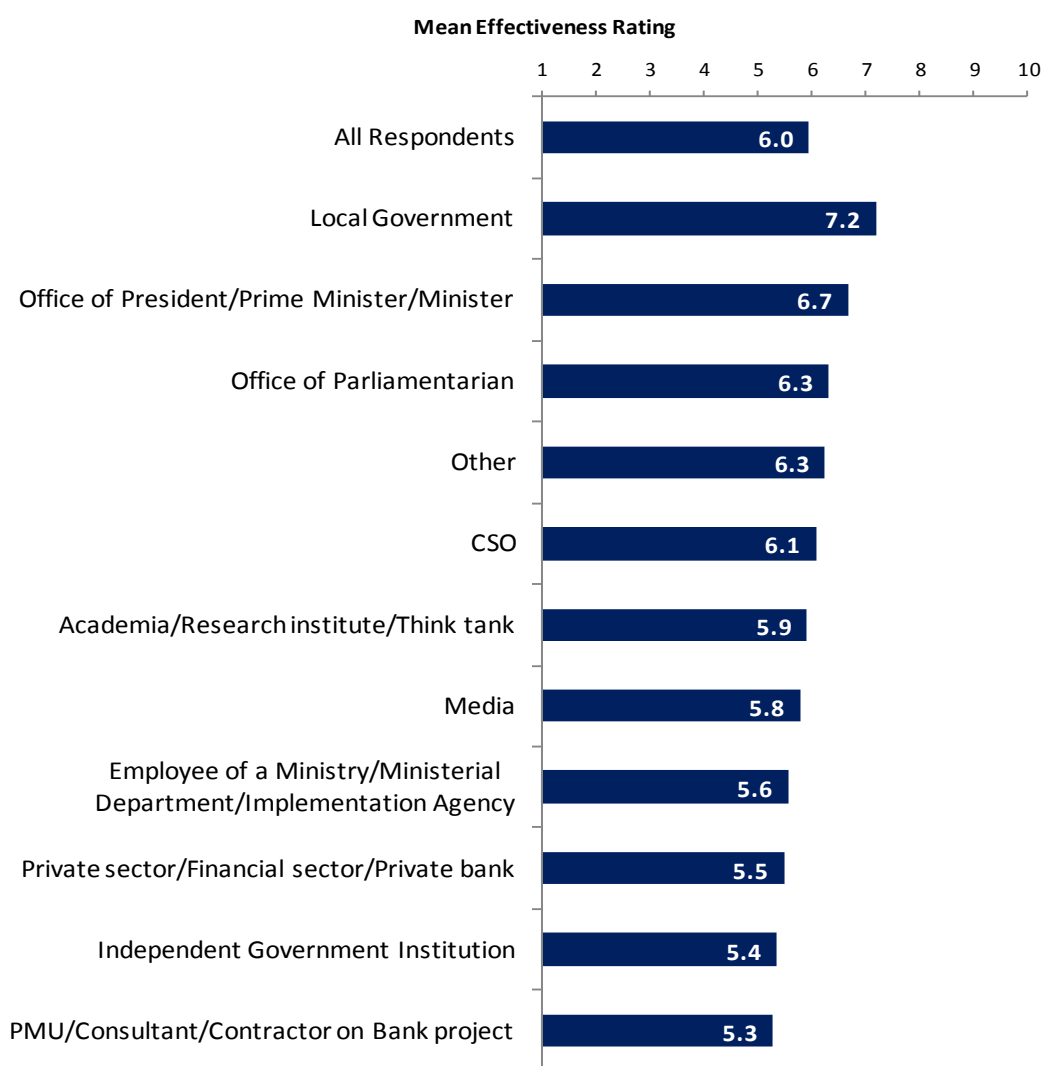
*Not all of the response options provided in the FY '13 survey were provided in the FY '09 survey.

V. Overall Attitudes toward the World Bank (continued)

As noted in the “Methodology” section, the indicator questions referred to throughout the survey report are questions that are asked in every country that engages in the Country Survey. These will be aggregated for the Bank’s annual Corporate Scorecard.

The World Bank’s Overall Effectiveness (*Indicator Question*)

- Across all respondents, ratings of the World Bank’s overall effectiveness in Sierra Leone received a mean rating of 6.0; this was significantly *lower* than the mean rating received in the FY ’09 country survey (7.0).
- Respondents across all stakeholder groups and geographic locations gave statistically similar ratings for the World Bank’s overall effectiveness in Sierra Leone.

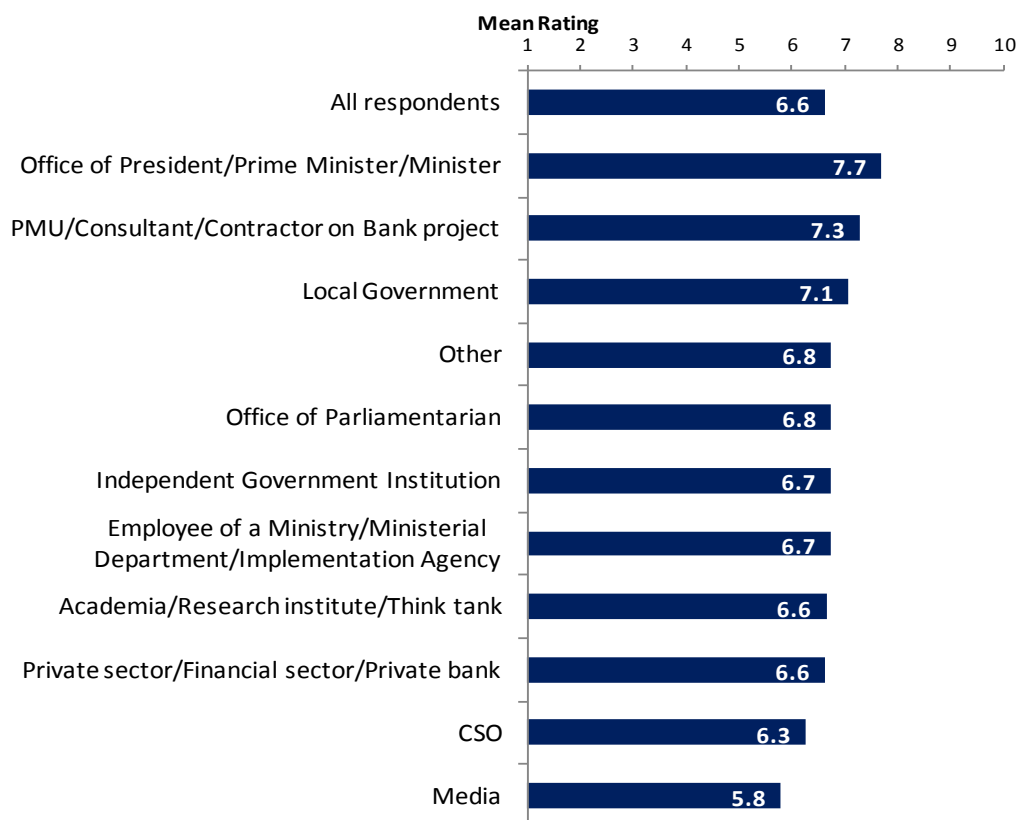


“Overall, please rate your impression of the World Bank’s effectiveness in Sierra Leone, on a ten point scale.” (1- “Not effective at all”, 10- “Very effective”)

V. Overall Attitudes toward the World Bank (continued)


Achieving Development Results *(Indicator Question)*

- Respondents across all stakeholder groups gave statistically similar ratings for the World Bank helping achieve development results in Sierra Leone.
- Respondents from the eastern region gave the highest ratings for the World Bank helping achieve development results in Sierra Leone, whereas respondents from the northern region gave significantly lower ratings.



"To what extent does the World Bank's work help to achieve development results in Sierra Leone, on a ten point scale?" (1-"To no degree at all", 10-"To a very significant degree")

Effectiveness in Forging Regional Economic Integration

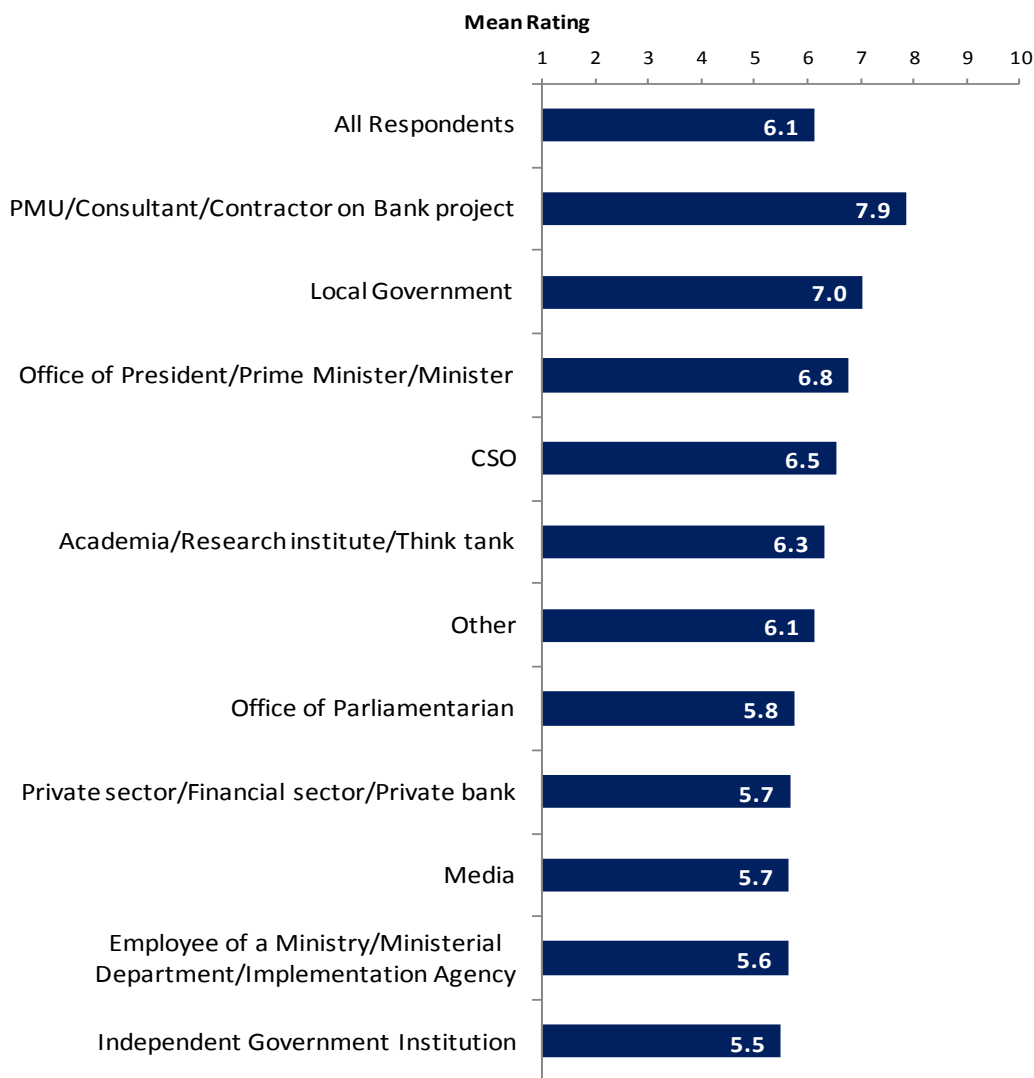


"How effective do you believe the World Bank has been in helping forge regional economic integration?" (1-"Not effective at all", 10-"Very effective")

V. Overall Attitudes toward the World Bank (continued)

Staff Preparedness (*Indicator Question*)

- Respondents across all stakeholder groups and geographic areas gave statistically similar ratings for the World Bank's staff being well prepared to help Sierra Leone solve its most complicated development challenges.

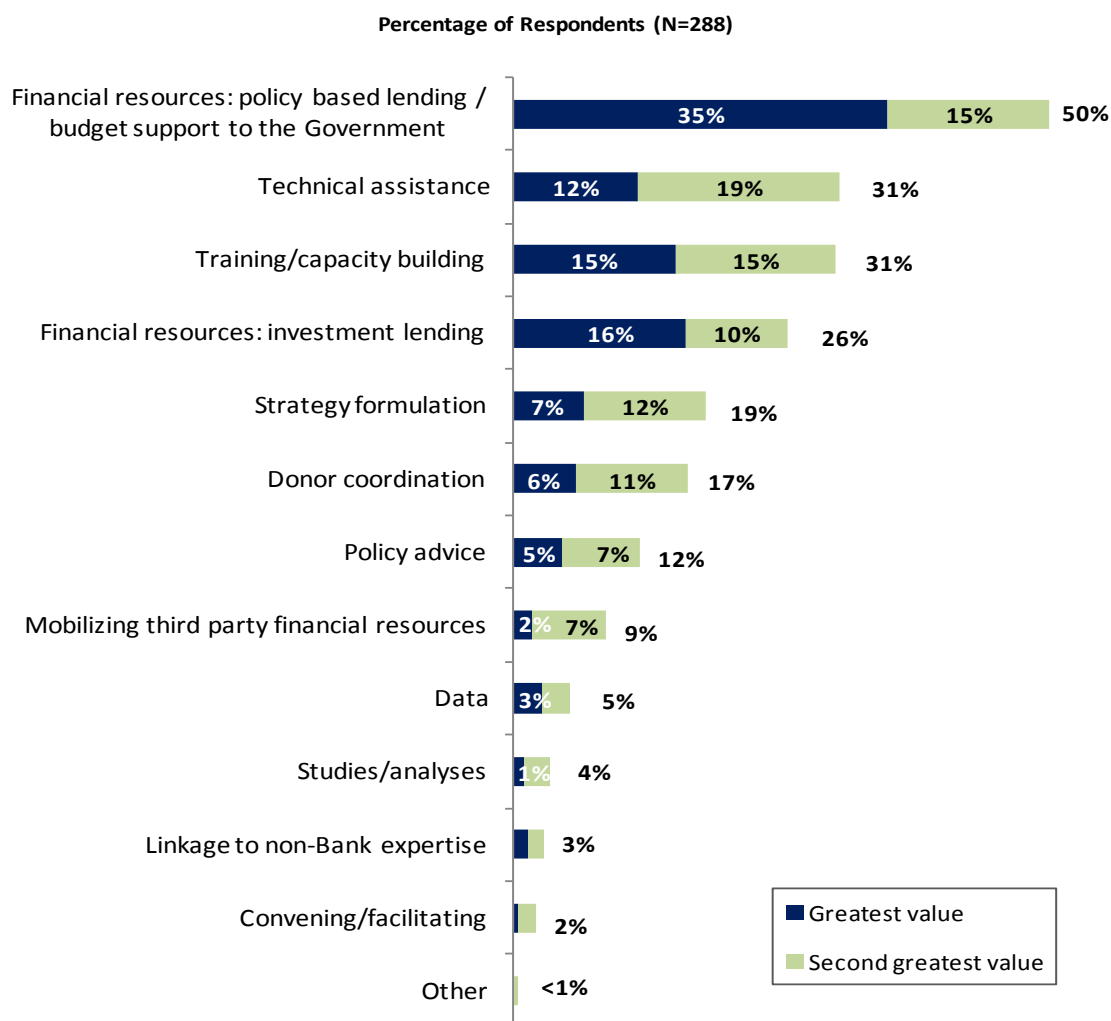


"To what extent do you believe the World Bank's staff is well prepared to help Sierra Leone solve its most complicated development challenges, on a ten point scale?"
 (1-"To no degree at all", 10-"To a very significant degree")

V. Overall Attitudes toward the World Bank (continued)

Greatest Value

- Respondents in both the FY '05 and FY '09 country surveys* indicated that the World Bank's greatest values to Sierra Leone was the Bank's financial resources (70% and 38%, respectively).



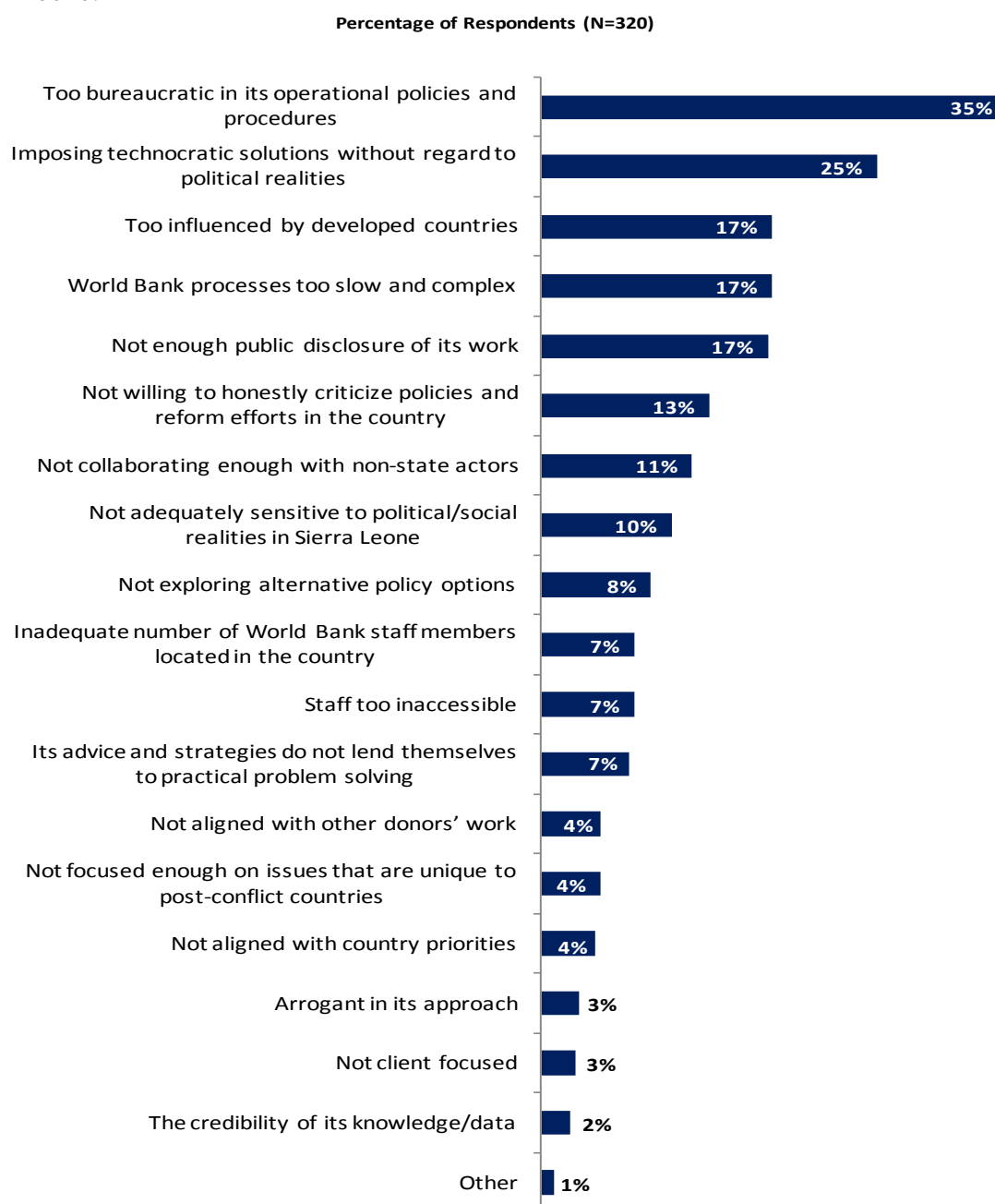
"When thinking about the World Bank's role, which activity do you believe is of greatest VALUE and which activity is of second greatest value in Sierra Leone?" (Respondents chose from a list.)

*Not all of the response options provided in the FY '13 survey were provided in the FY '09 and FY '05 surveys.

V. Overall Attitudes toward the World Bank (continued)

Greatest Weakness

- In the FY '09 country survey*, imposing technocratic solutions without regard to political realities (52%) and being too bureaucratic in its operational policies and procedures (50%) were considered the Bank's greatest weaknesses in its work in Sierra Leone.

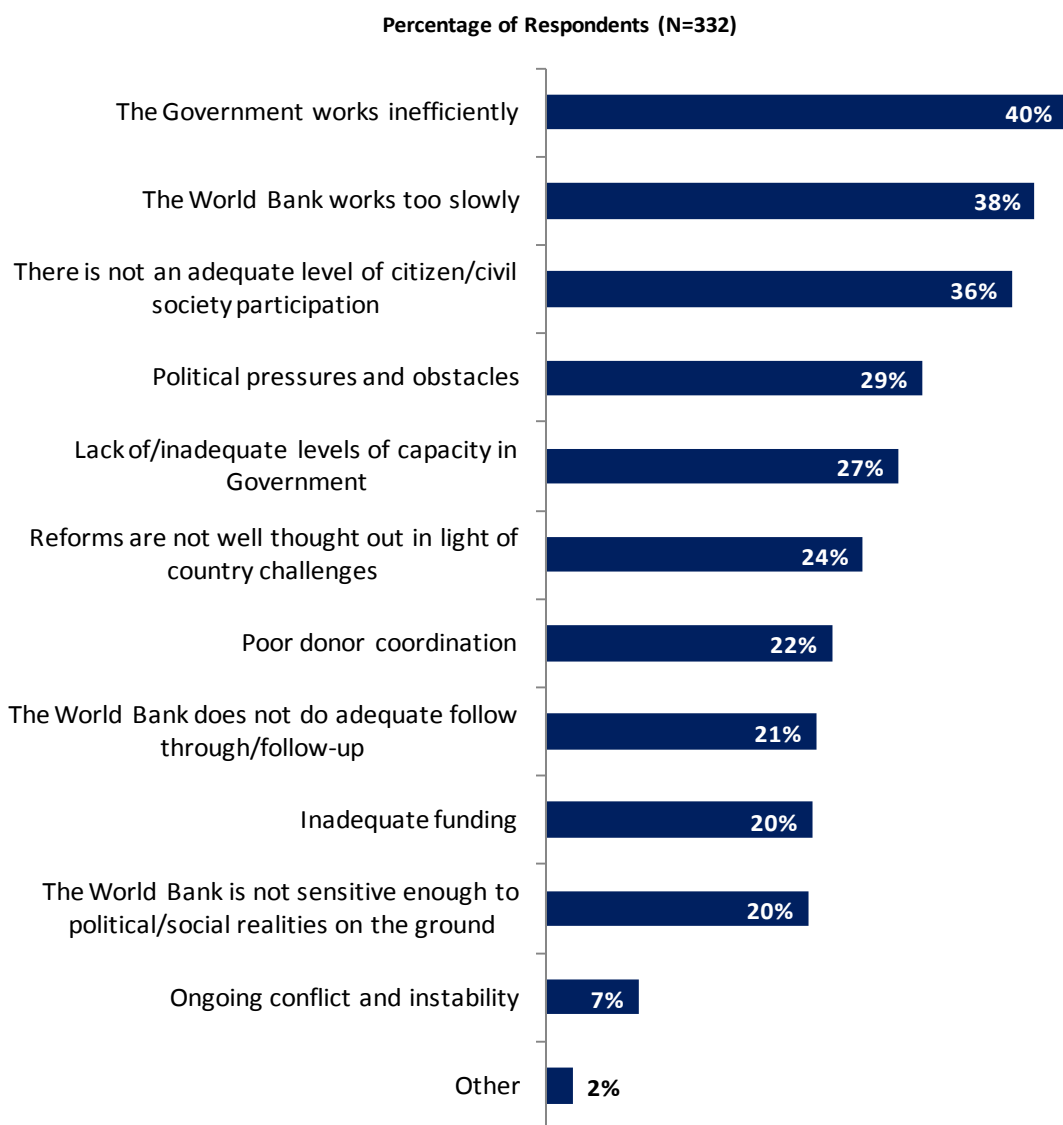


"Which of the following do you identify as the World Bank's greatest WEAKNESSES in its work in Sierra Leone? (Choose no more than TWO)" (Respondents chose from a list. Responses combined.)

*Not all of the response options provided in the FY '13 survey were provided in the FY '09 survey.

V. Overall Attitudes toward the World Bank (continued)

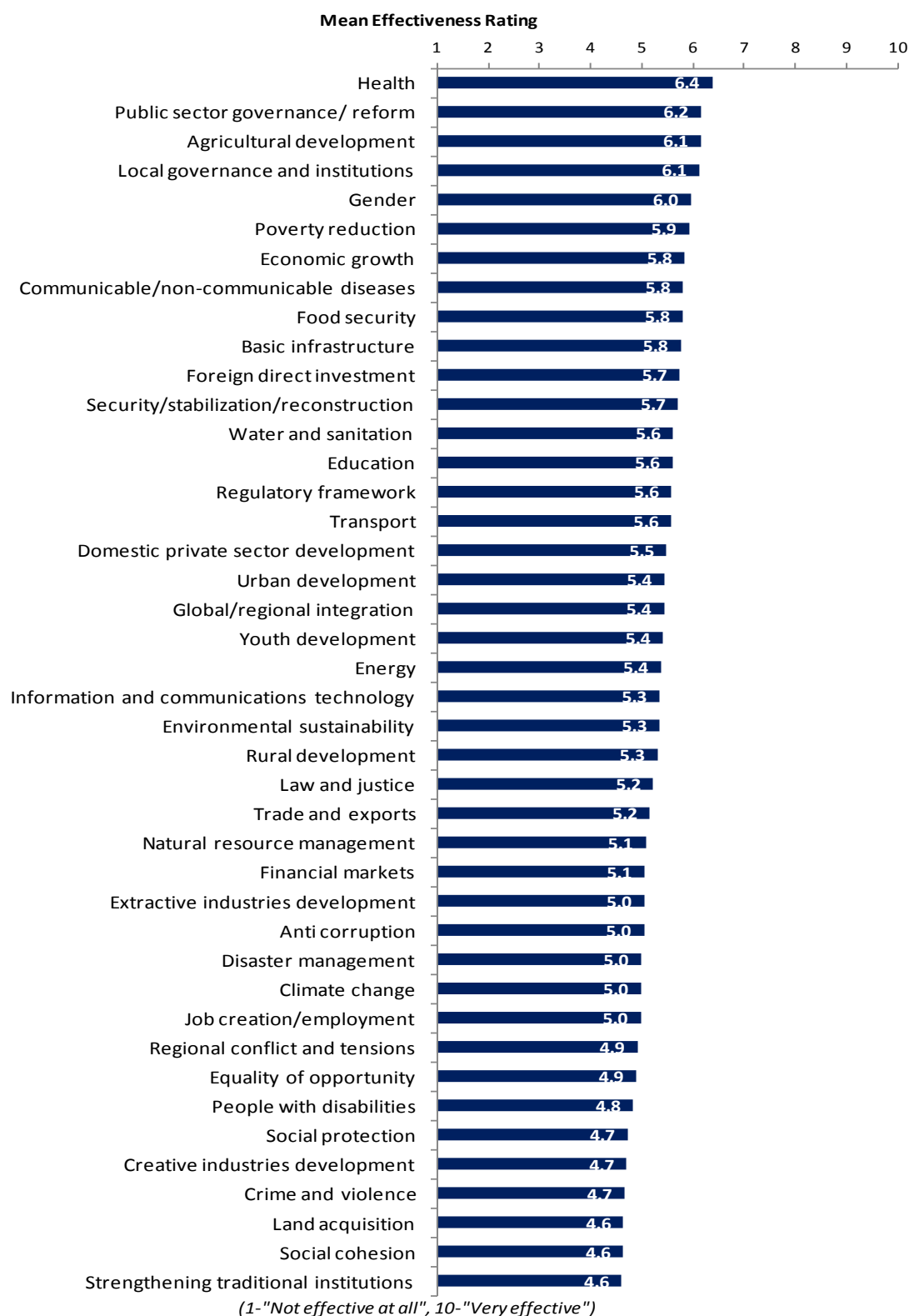
Attributing Slow or Failed Reform Efforts



"When World Bank assisted reform efforts fail or are slow to take place, which of the following would you attribute this to? (Choose no more than THREE)"
(Respondents chose from a list. Responses combined.)

VI. Sectoral Effectiveness

Specific Areas of Effectiveness



VI. Sectoral Effectiveness (continued)

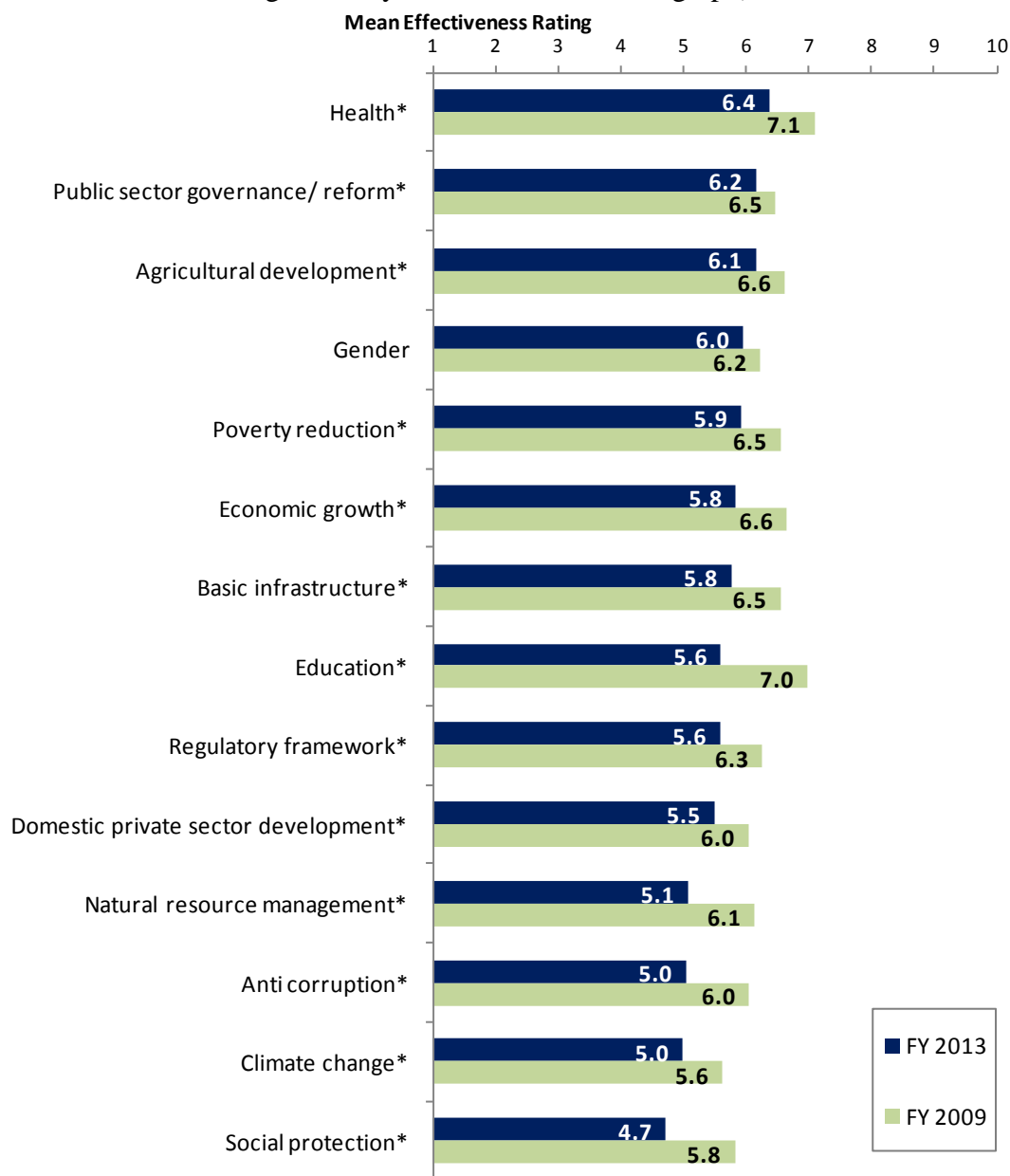
Specific Areas of Effectiveness (continued)

- There were significant stakeholder group differences in their ratings of the Bank's effectiveness across four of these forty-two areas of development in Sierra Leone. For the most part, respondents from the office of President/Prime Minister/Minister, PMUs and consultants/contractors working on Bank-supported projects/programs tended to have the highest ratings for the Bank's effectiveness across these areas, whereas respondents from the media and the office of parliamentarian tended to have significantly *lower* ratings (See Appendix B for full details). Those areas with significant differences between stakeholder groups were:
 - "Crime and violence"
 - "Regional conflict and tensions"
 - "Climate change"; and
 - "Natural resource management"
- There were significant differences between geographic locations across many of these forty-two areas (See Appendix C for full details). For the most part, respondents from Eastern Region tended to have the highest ratings for the Bank's effectiveness, where respondents from Southern Region and Northern Region tended to have significantly *lower* ratings.
- Responses across all stakeholder groups, geographic locations, and country surveys can be found in the Appendix.

VI. Sectoral Effectiveness (continued)

Specific Areas of Effectiveness (continued)

- Respondents in this year's country survey gave lower ratings for the Bank's effectiveness across most sectors that could be compared to respondents in the FY '09 country survey (all but "Gender" were significantly lower, as noted in the graph).



(*FY 2013 significantly different from FY 2009.)

VI. Sectoral Effectiveness (continued)

Drivers of Effectiveness

To determine the key drivers of respondents' ratings of the Bank's overall effectiveness and ratings of its ability to help achieve development results in Sierra Leone, bivariate correlational analyses were conducted using respondents' ratings of the forty-two specific areas of effectiveness.

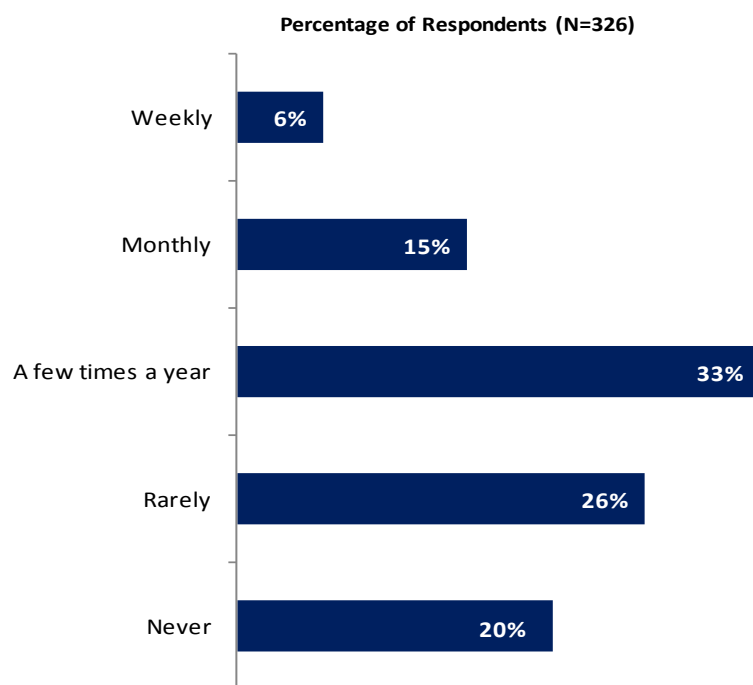
Correlational analyses, however, are not able to tell us exactly what is causing respondents' ratings of the Bank's overall effectiveness or ratings of its ability to help achieve development results. Rather, these analyses tell us that as ratings of effectiveness in one area increase, respondents' ratings of the Bank's overall effectiveness increase, or as ratings of effectiveness in one area increase, ratings of the Bank's ability to help achieve development results increase. Thus, it can be inferred that respondents' perceptions of effectiveness in one specific area are related to, or drive, respondents' perceptions of the Bank's overall effectiveness or perceptions of the Bank's ability to help achieve development results.

- Overall Effectiveness: Those specific areas with the highest Pearson Product-Moment correlations were determined to be the most closely related to perceptions of the Bank's overall effectiveness, suggesting that ratings of effectiveness in those specific areas are drivers of perceptions of the Bank's overall effectiveness in Sierra Leone. The areas determined to be key drivers from these analyses were:
 - Crime and violence;
 - Transport;
 - Financial markets; and
 - Agricultural development.
- Achieving Development Results: Those specific areas with the highest Pearson Product-Moment correlations were determined to be the most closely related to perceptions of the Bank's ability to help achieve development results in Sierra Leone, suggesting that ratings of effectiveness in those specific areas are drivers of perceptions of the Bank's ability to help achieve development results. The areas determined to be key drivers from these analyses were:
 - Agricultural development;
 - Education;
 - Financial markets;
 - Disaster management; and
 - Security/stabilization/reconstruction.

VII. World Bank Knowledge and Instruments

Knowledge: Frequency of Use

- There were some interesting stakeholder group differences in their usage of the World Bank's knowledge work and activities.
 - Although most respondents from the PMUs and consultants/contractors working on Bank-supported projects/programs indicated that they consult the Bank's knowledge work and activities a few times a year, a quarter of them indicated that they consult the Bank's knowledge work and activities weekly.
 - A large percentage of the respondents from local governments, CSOs, the media, academia/research institutes/think tanks, and other organizations tended to indicate that they consult the World Bank knowledge work and activities a few times a year.
 - Nearly half of the respondents from the office of parliamentarian, the private sector/financial sector/private banks, and independent government institutions tended to indicate that they consult World Bank knowledge work and activities rarely.

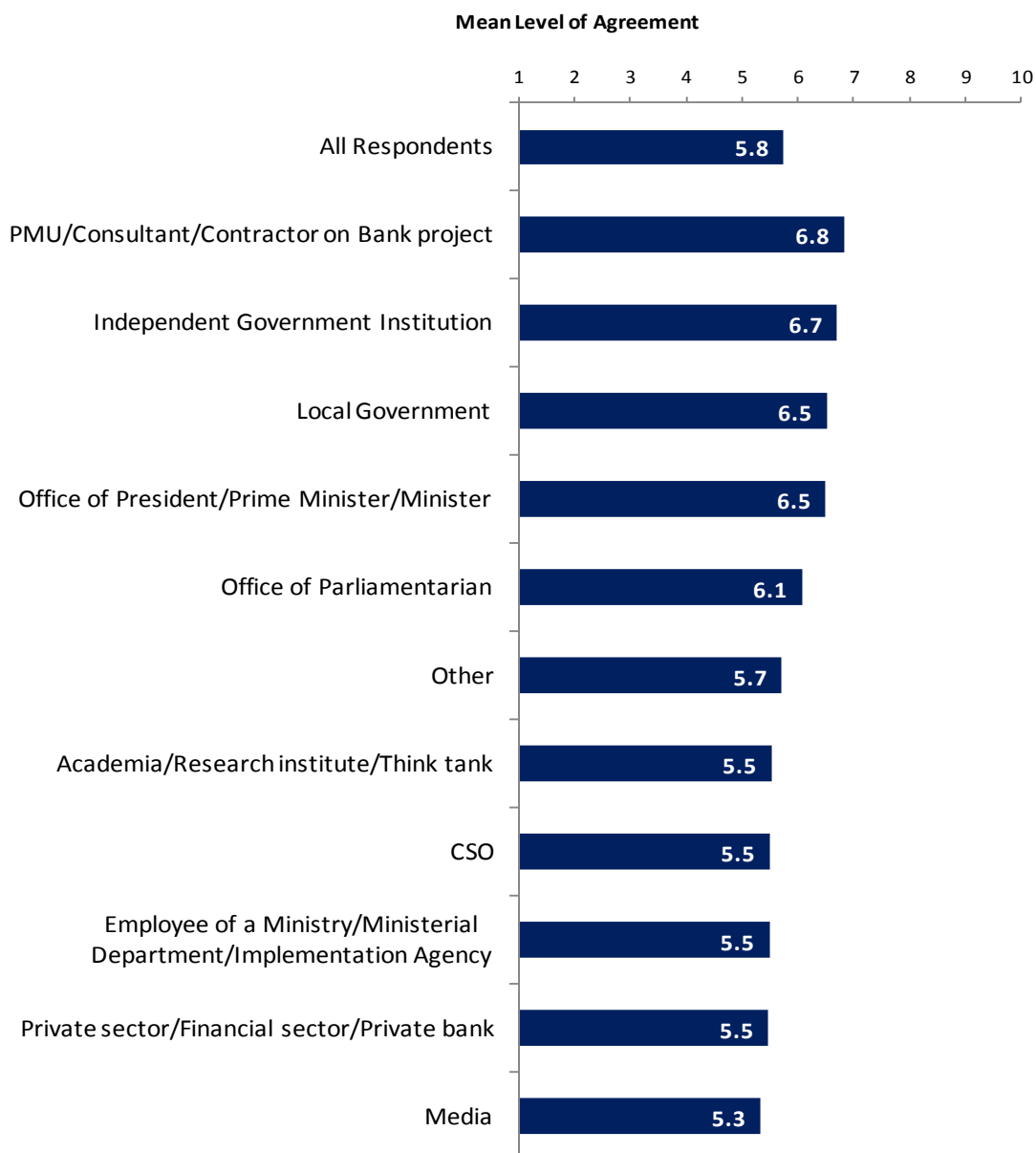


"How frequently do you consult World Bank knowledge work and activities in the work you do?"
(Respondents chose from a list.)

VII. World Bank Knowledge and Instruments (continued)

Knowledge: Meeting Sierra Leone's Knowledge Needs (*Indicator Question*)

- Respondents across all stakeholder groups had statistically similar levels of agreement that the World Bank meets Sierra Leone's needs for knowledge services.
- Respondents from Eastern Region had the highest level of agreement that the World Bank meets Sierra Leone's needs for knowledge services, whereas respondents from Northern Region had significantly *lower* levels of agreement.

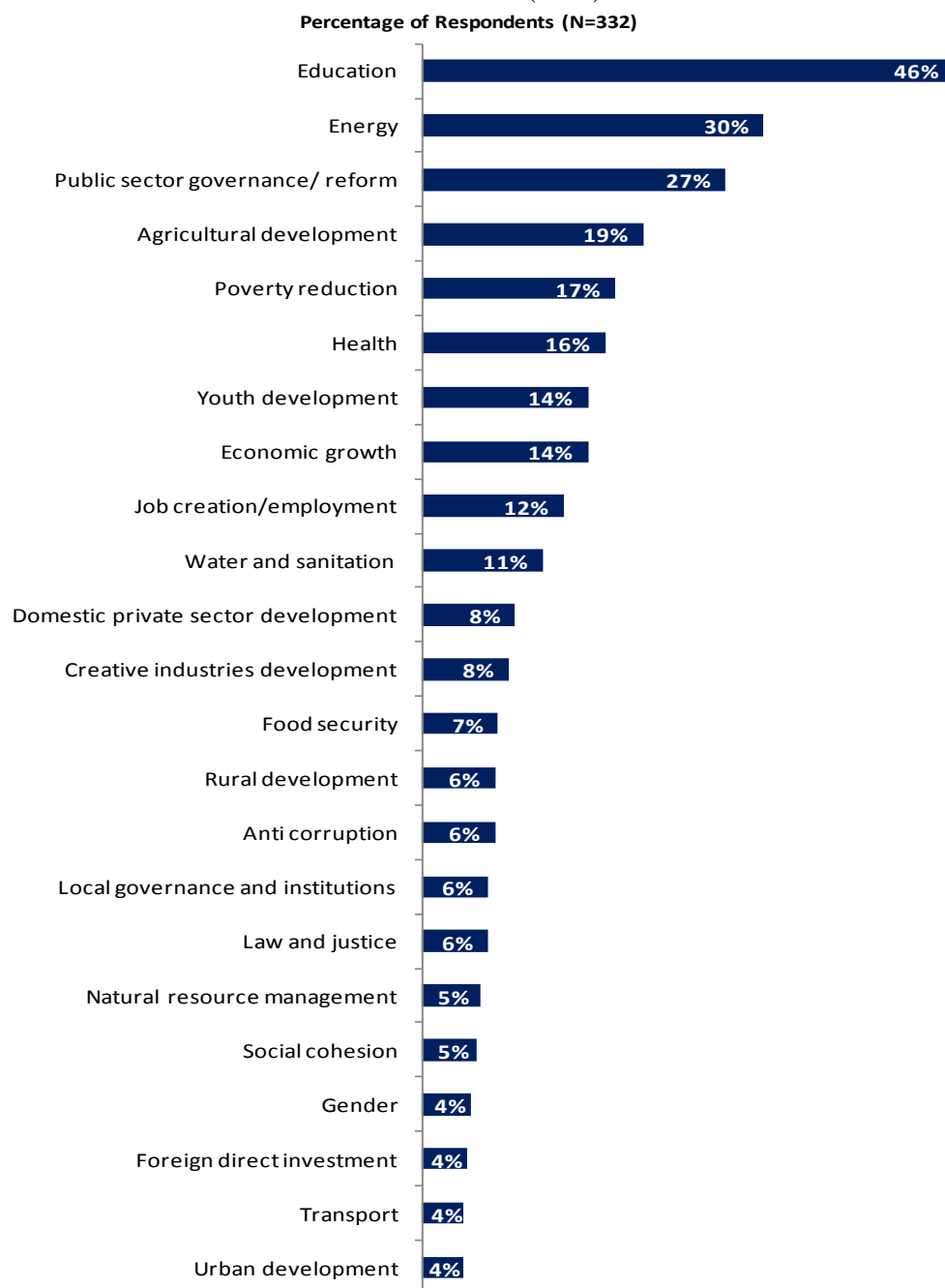


"The World Bank meets Sierra Leone's needs for knowledge services, on a ten point scale."
(1-"Strongly disagree", 10-"Strongly agree")

VII. World Bank Knowledge and Instruments (continued)

Knowledge: Focusing Bank Research

- Respondents in the FY '09 country survey* indicated that it would be most valuable for the Bank to focus its research efforts on education (24%) in Sierra Leone.



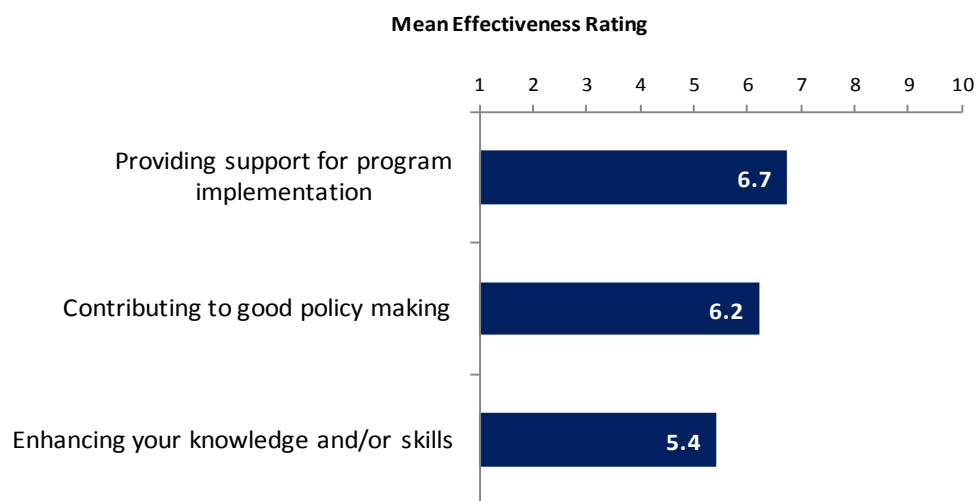
“When thinking about the development challenges in Sierra Leone, where do you believe it would be most valuable for the World Bank to focus its knowledge work and activities in the next few years? (Choose no more than THREE)” (Respondents chose from a list. Responses combined.)

*Not all of the response options provided in the FY '13 survey were provided in the FY '09 survey.

VII. World Bank Knowledge and Instruments (continued)

Knowledge: Effectiveness

- There were significant stakeholder group differences in their ratings of the effectiveness of the World Bank's knowledge work and activities in enhancing your knowledge and/or skills. Respondents from the office of President/Prime Minister/Minister, PMUs and consultants/contractors working on Bank-supported projects/programs gave the highest ratings for the Bank's effectiveness in this area, whereas respondents from the media and the private sector/financial sector/private banks gave significantly *lower* ratings.
- There were significant differences across geographic locations in their ratings of the effectiveness of the World Bank's knowledge work and activities in providing support for program implementation. Respondents from Eastern Region gave the highest rating for the Bank's effectiveness in this area, whereas respondents from Northern Region had significantly *lower* ratings.

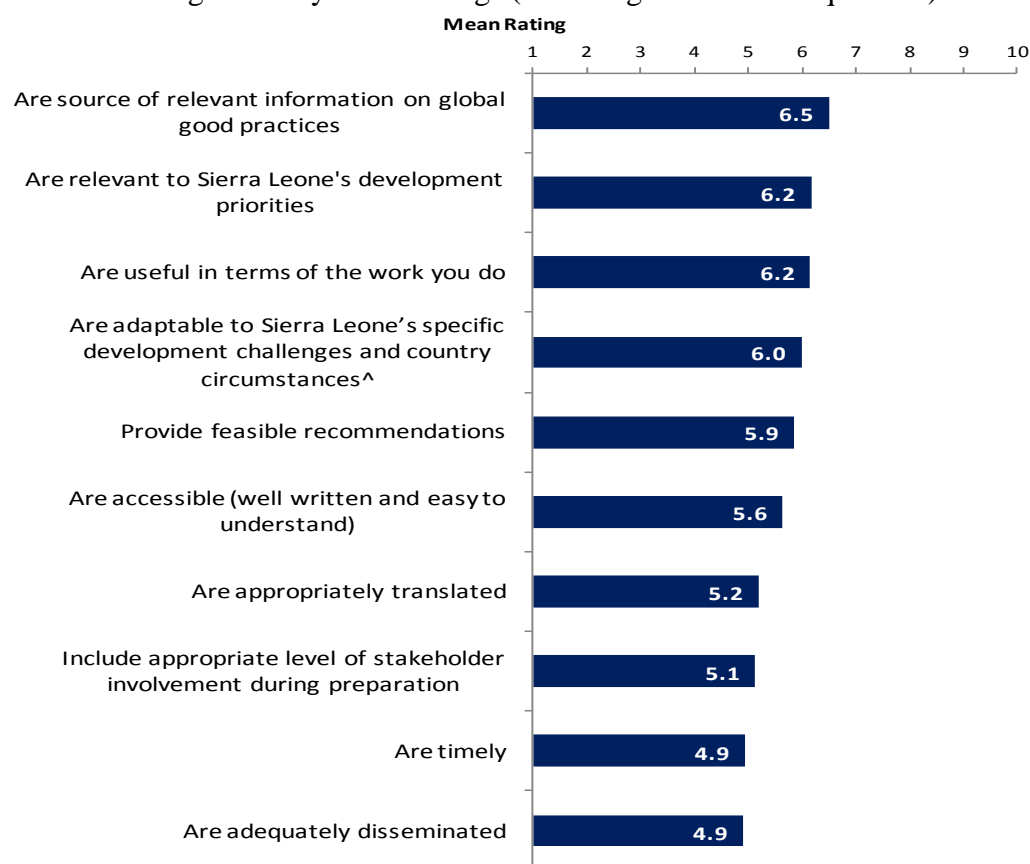


"In Sierra Leone, how effective do you believe the World Bank's knowledge work and activities are at" (1-"Not effective at all", 10-"Very effective")

VII. World Bank Knowledge and Instruments (continued)

Knowledge: Qualities

- Respondents in this year's country survey gave significantly *lower* ratings for the extent to which the Bank's knowledge work and activities are useful in terms of the work you do compared to respondents in the FY'09 country survey (7.9). Respondents in this year's country survey also gave significantly *lower* ratings for the extent to which the Bank's knowledge work and activities are adaptable to Sierra Leone's specific development challenges and country circumstances and are source for relevant information on global good practices compared to respondents in the FY'09 country survey (6.7 and 7.7, respectively).
- Respondents from the office of the President/Prime Minister/Minister, PMUs and consultants/contractors working on Bank-supported projects/programs had the highest ratings that the Bank's knowledge work and activities are adequately disseminated, whereas respondents from the media and other organizations had significant *lower* ratings for this area.
- There were significant differences between geographic locations in their ratings across many of these aspects of the Bank's knowledge work and activities (see Appendix C for full details). For the most part, respondents from Easter Region tended to have the highest ratings for these areas, whereas respondents from Northern Region and Southern Region tended to have significantly *lower* ratings (including the indicator question).

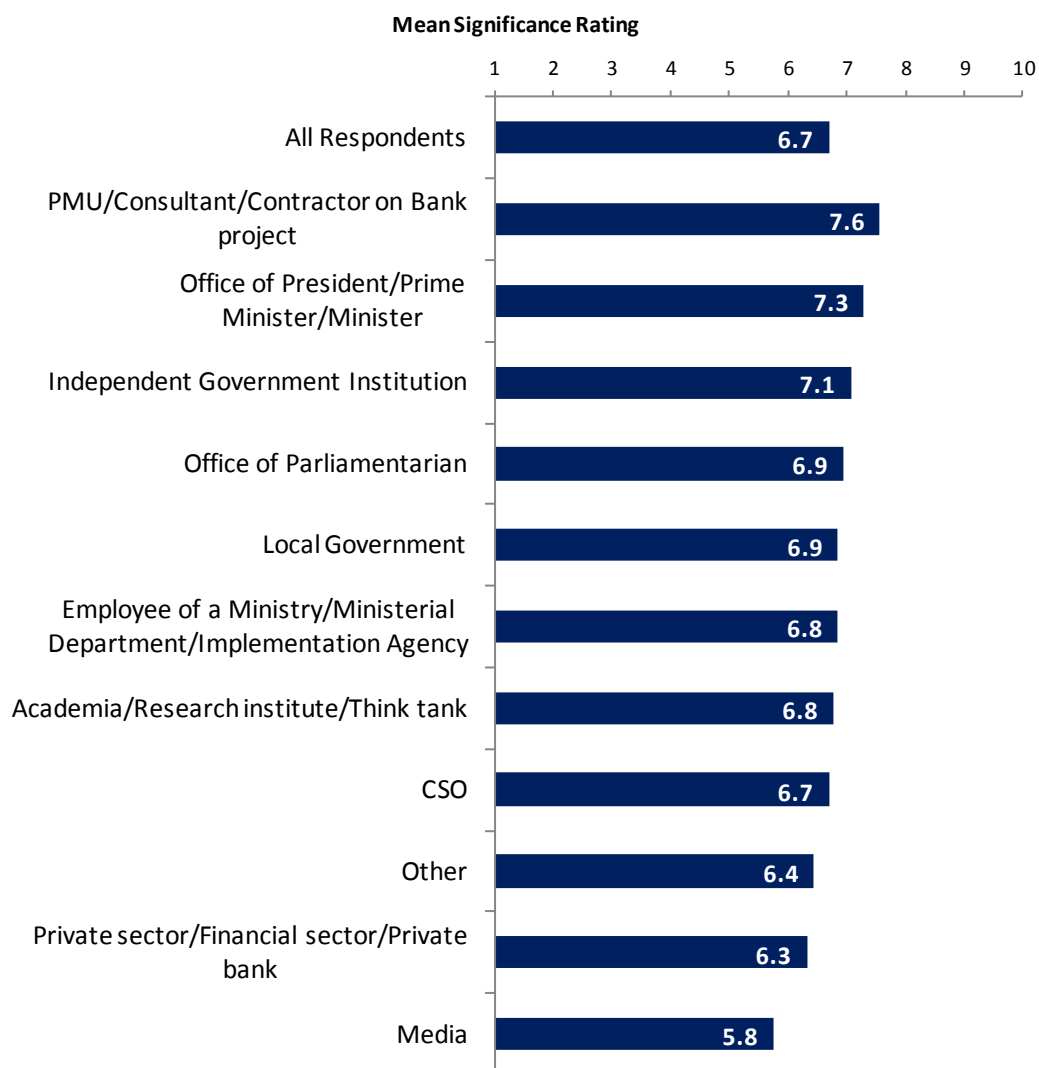


"In Sierra Leone, to what extent do you believe that the World Bank's knowledge work and activities:"
 (1-"To no degree at all", 10-"To a very significant degree") ^Indicator Question

VII. World Bank Knowledge and Instruments (continued)

Knowledge: Contribution (*Indicator Question*)

- Respondents across all stakeholder groups gave statistically similar ratings for the significance of the contribution that the World Bank's knowledge work and activities make to development results in Sierra Leone.
- Respondents from Eastern Region had the highest ratings whereas respondents from Northern Region had significant *lower* ratings.

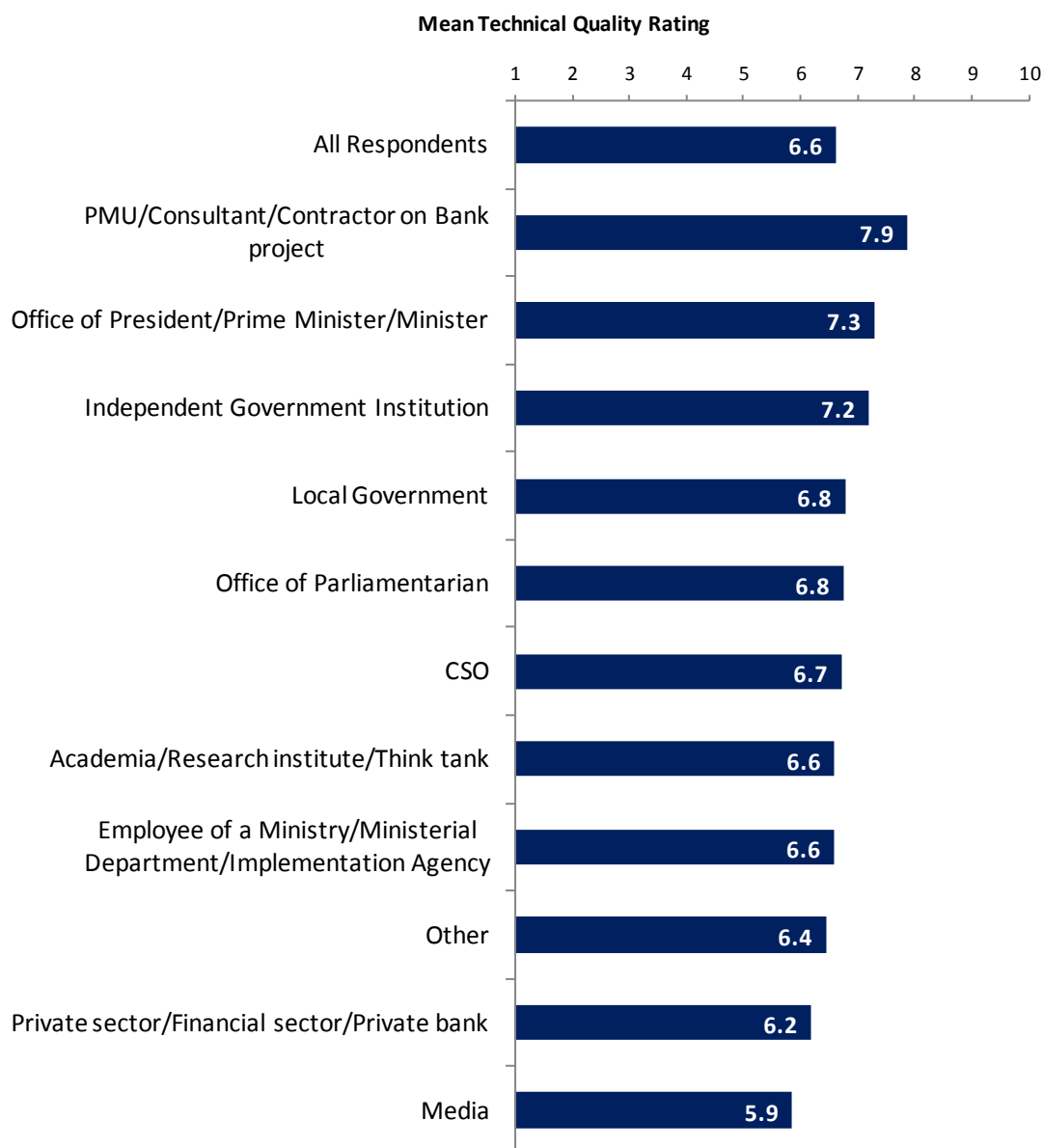


“Overall, how significant a contribution do you believe the World Bank's knowledge work and activities make to development results in your country, on a ten point scale?
(1-“Not significant at all”, 10-“Very significant”)

VII. World Bank Knowledge and Instruments (continued)

Knowledge: Technical Quality (*Indicator Question*)

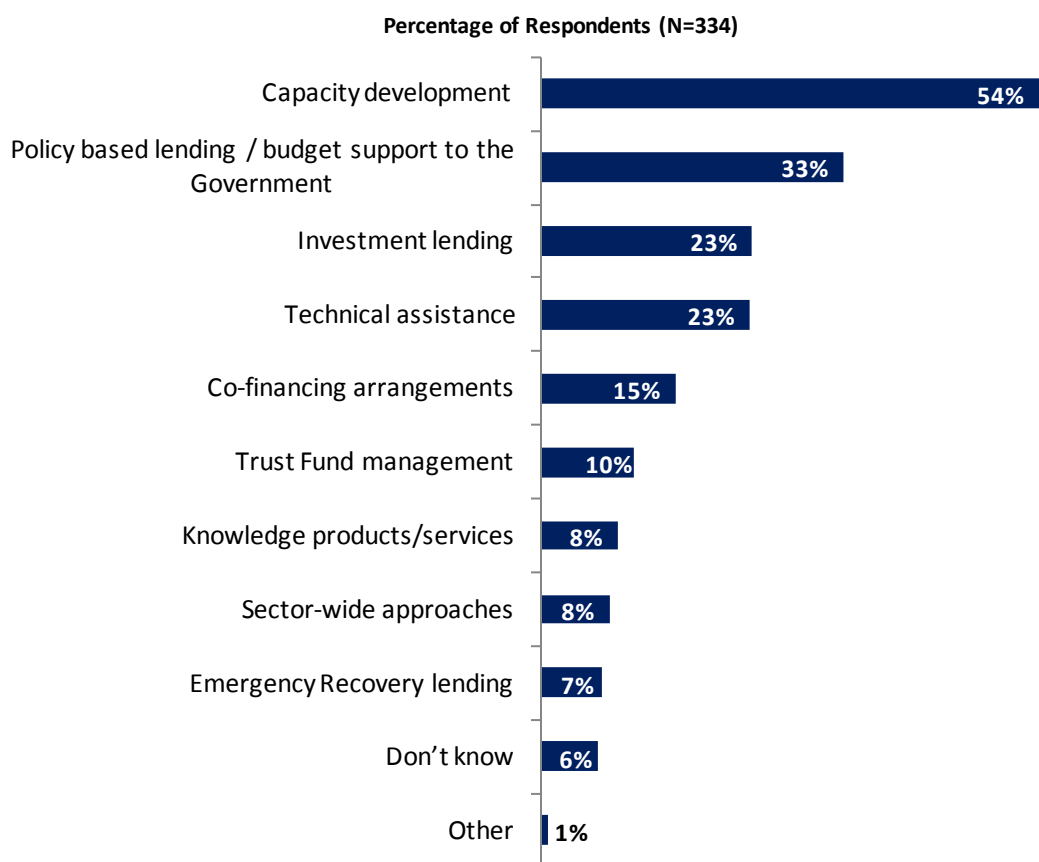
- Respondents across all stakeholder groups and geographic locations gave statistically similar ratings for the technical quality of the World Bank's knowledge work and activities in Sierra Leone.



"Overall, how would you rate the technical quality of the World Bank's knowledge work and activities, on a ten point scale?" (1- "Very low technical quality", 10- "Very high technical quality")

VII. World Bank Knowledge and Instruments (continued)

Instruments: Most Effective

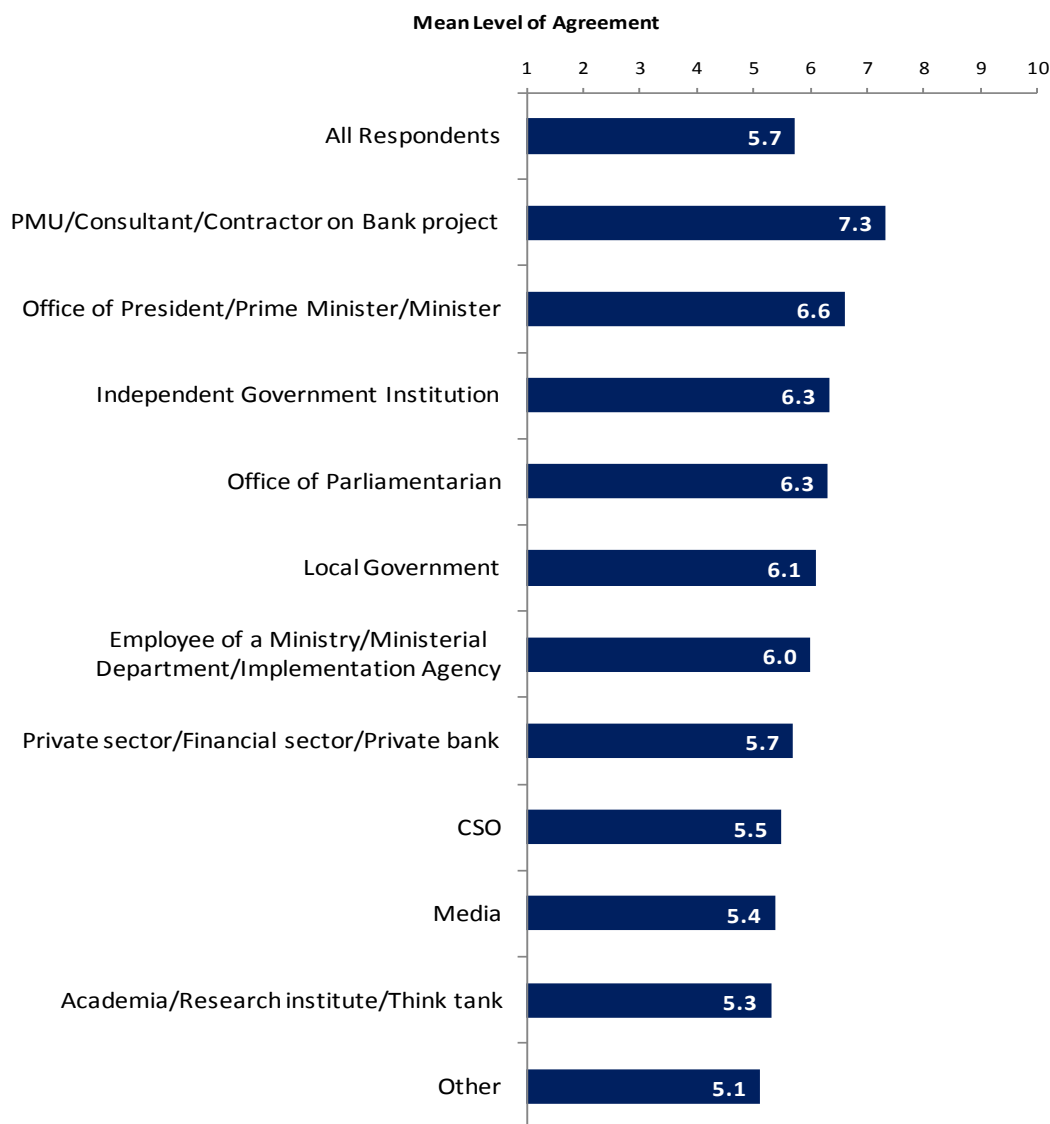


“Which World Bank instruments do you believe are the MOST effective in reducing poverty in Sierra Leone? (Choose no more than TWO)”
(Respondents chose from a list. Responses combined.)

VII. World Bank Knowledge and Instruments (continued)

Instruments: Meeting Sierra Leone's Needs (*Indicator Question*)

- Respondents across all stakeholder groups had statistically similar levels of agreement that the Bank's financial instruments meet Sierra Leone's needs.
- Respondents from Eastern Region had the highest levels of agreement that the Bank's financial instruments meet Sierra Leone's needs, whereas respondents from Northern Region had significantly *lower* levels of agreement.

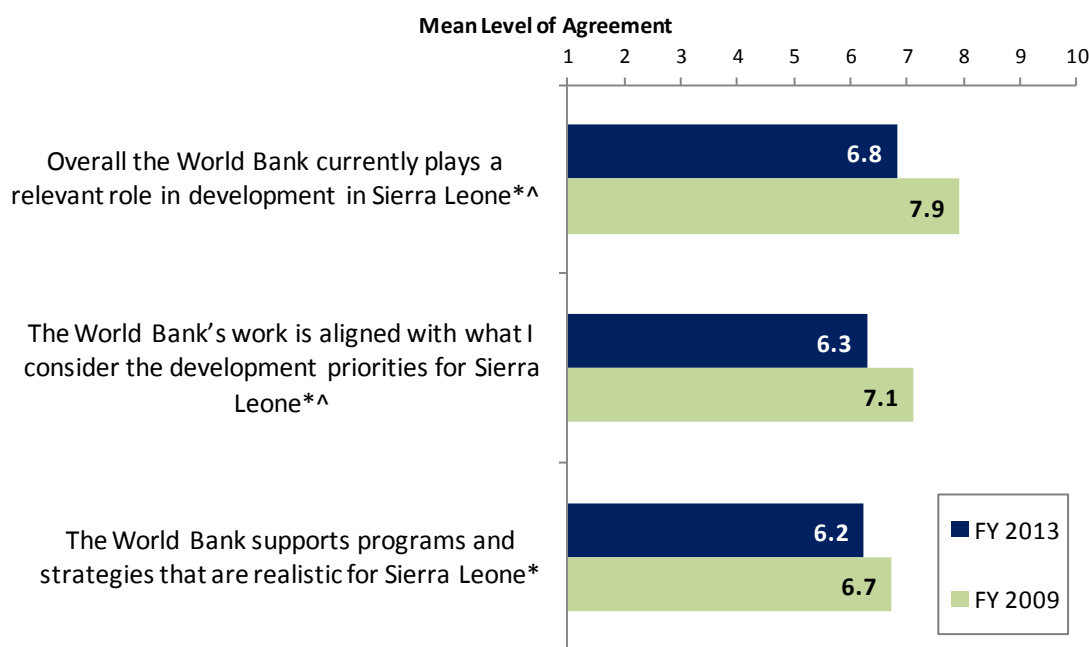


"The World Bank's financial instruments meet the needs of Sierra Leone, on a ten point scale."
(1-"Strongly disagree", 10-"Strongly agree")

VIII. How the World Bank Operates

The World Bank's Work in Sierra Leone

- Respondents in this year's country survey had significantly *lower* levels of agreement that the World Bank plays a relevant role in the country's development, that the Bank's work is aligned with respondents' perceived development priorities, and that the World Bank supports programs and strategies that are realistic for Sierra Leone compared to respondents in the FY '09 country survey.
- There were significant stakeholder group differences in their levels of agreement that the Bank's work is aligned with respondents' perceived development priorities. Respondents from the office of the President/Prime Minister/Minister and local governments tended to have the highest levels of agreement, whereas respondents from the private sector/financial sector/private banks, CSOs and the office of parliamentarian tended to have significantly *lower* levels of agreement.
- Respondents across all geographic locations had statistically similar levels of agreement with all of three statements.

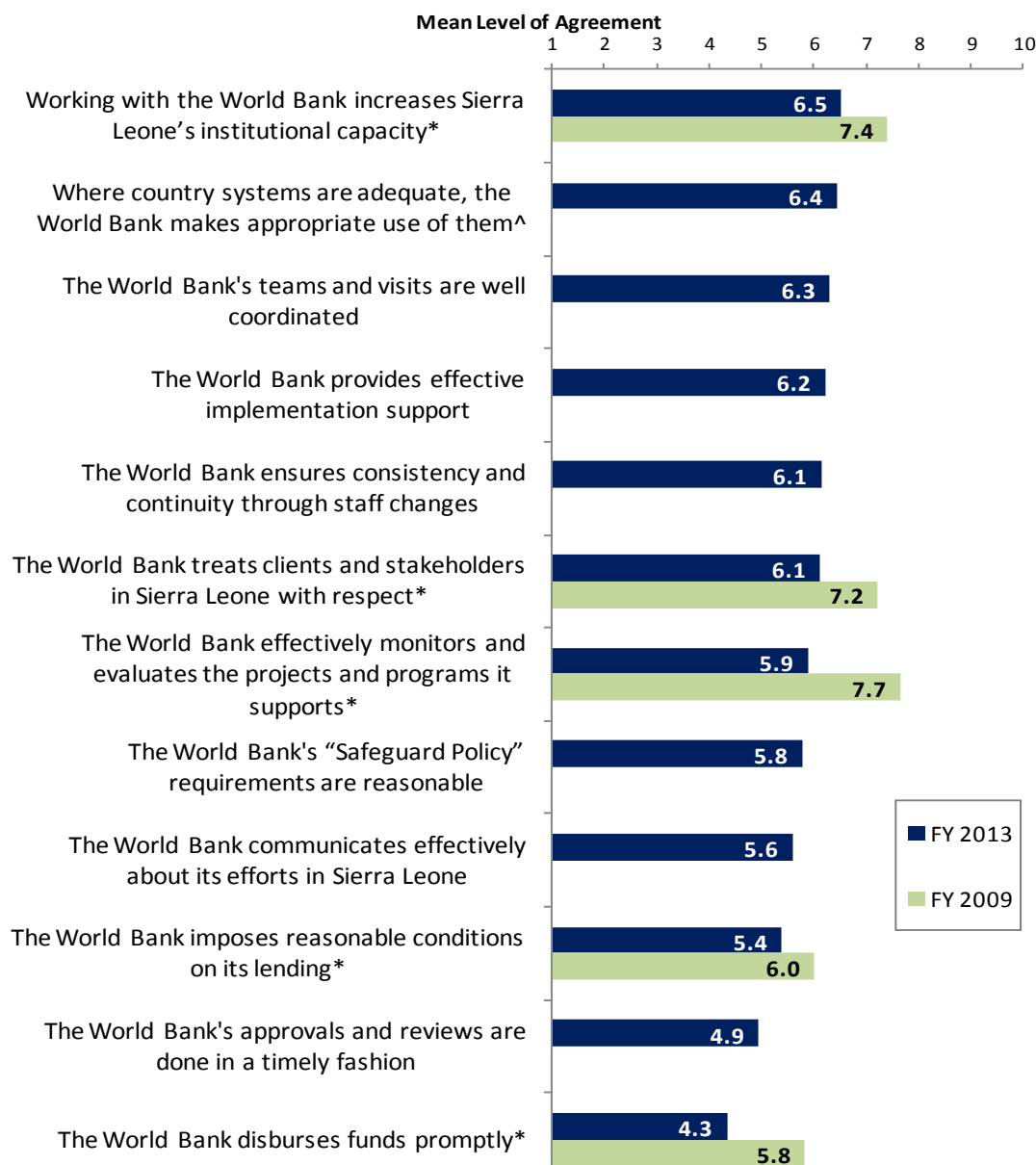


"To what extent do you agree with the following statements about the World Bank's work in Sierra Leone, on a ten point scale?" (1-"Strongly disagree", 10-"Strongly agree")
 (*Significantly different between FY13 and FY09 country surveys.) ^**Indicator Question**

VIII. How the World Bank Operates (continued)

Overall Perceptions

- Respondents in this year's country survey had significantly *lower* levels of agreement that working with the Bank increases Sierra Leone's institutional capacity, that the Bank treats clients and stakeholder in Sierra Leone with respect, that the Bank effectively monitors and evaluates the projects and programs it supports, that the Bank imposes reasonable conditions on its lending, and that the Bank disburses funds promptly compared to respondents from the FY'09 country survey.



"To what extent do you agree/disagree with the following statements, on a ten point scale?"
(1-"Strongly disagree", 10-"Strongly agree")

(*Significantly different between FY13 and FY09 country surveys.) ^Indicator Question

VIII. How the World Bank Operates (continued)

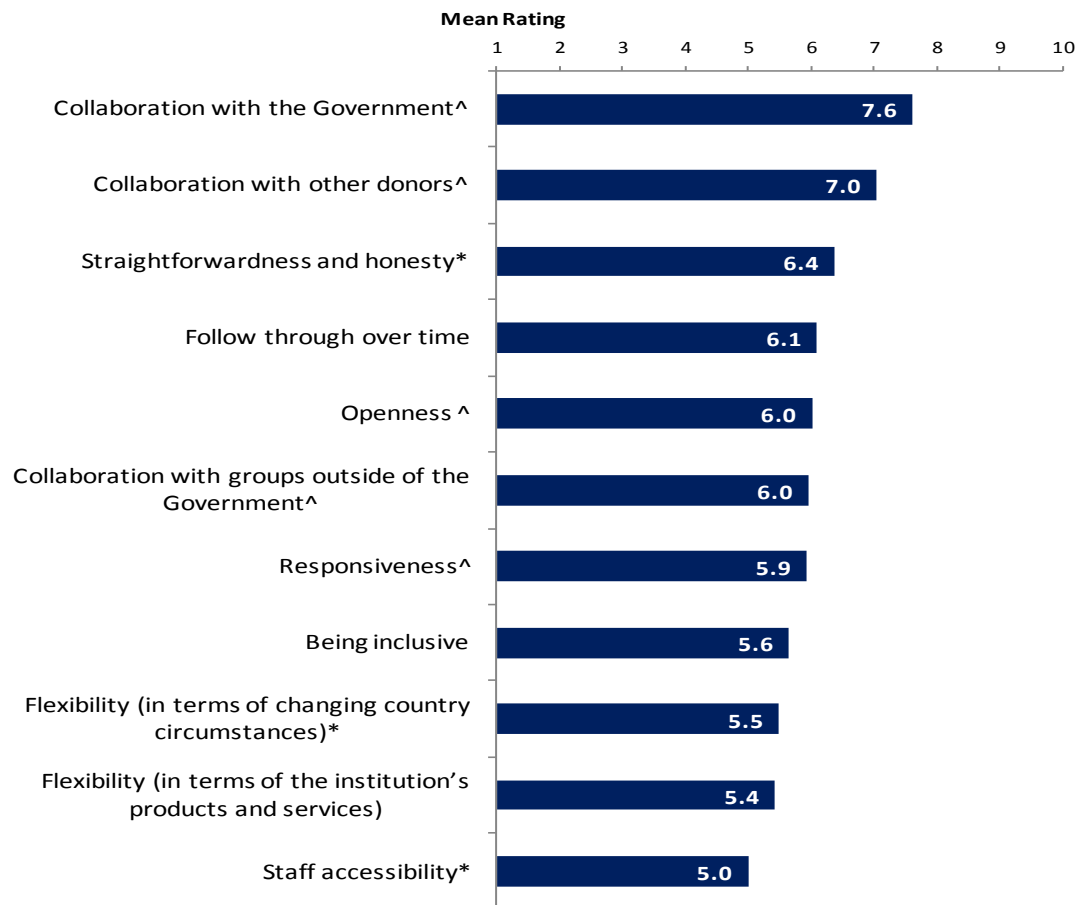
Overall Perceptions (continued)

- There were significant stakeholder group differences in their levels of agreement that where country systems are adequate, the Bank makes appropriate use of them and that the Bank communicates effectively about its efforts in Sierra Leone. For the most part, respondents from the Office of President/Prime Minister/Minister, PMUs, and consultants/contractors working on Bank-supported projects/programs tended to have the highest levels of agreement, whereas respondents from the media and the office of parliamentarian tended to have significantly *lower* levels of agreement.
- There were significant differences between geographic locations in their levels of agreement that the Bank treats clients and stakeholders in Sierra Leone with respect, that the Bank disburses funds promptly, that the Bank imposes reasonable conditions on its lending, that the Bank provides effective implementation supports, and that the Bank communicates effectively about its efforts in Sierra Leone. For the most part, respondents from Eastern Region tended to have the highest levels of agreements, whereas respondents from Northern Region tended to have significantly *lower* levels of agreement. For the indicator question, respondents from all geographic areas had statistically similar levels of agreement that where country systems are adequate, the Bank makes appropriate use of them.

VIII. How the World Bank Operates (continued)

The World Bank as an Effective Development Partner

- Respondents from this year's country survey had significantly *lower* ratings for the Bank's flexibility in terms of changing country circumstances, the Bank's staff accessibility and its straightforwardness and honesty compared to respondents from the FY '09 survey (6.1, 6.7, and 7.3, respectively).
- There were significant differences across stakeholder groups in their ratings for the World Bank's collaboration with groups outside of the government as an effective development partner. Respondents from independent government institutions, PMUs, and consultants/contractors working on Bank-supported projects/programs tended to have the highest ratings, whereas respondents from the private sector/financial sector/private banks and CSOs tended to significantly *lower* ratings.
- Respondents across all geographic locations gave statistically similar ratings for all aspects of the World Bank as an effective development partner.



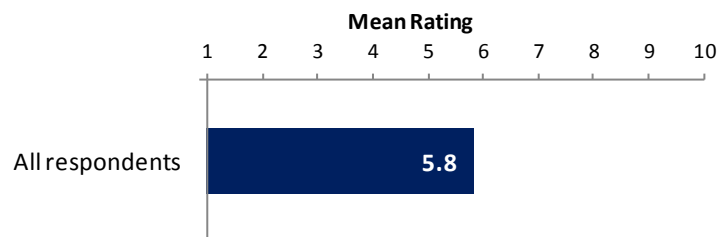
"To what extent is the World Bank an effective development partner in Sierra Leone in terms of each of the following, on a ten point scale?" (1- "To no degree at all", 10- "To a very significant degree")

(* FY 2013 significantly different from FY 2009.)

^Indicator Question

VIII. How the World Bank Operates (continued)

The World Bank is Adequately Staffed in Sierra Leone

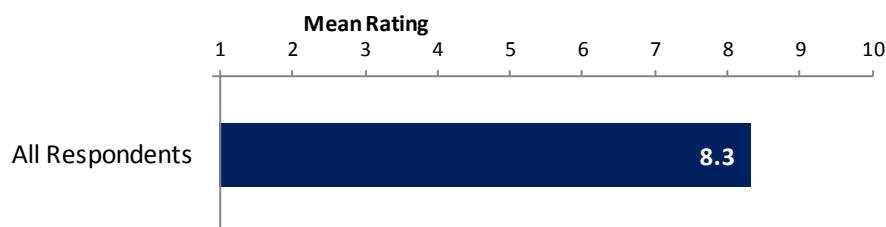


"To what extent do you believe the World Bank is adequately staffed in Sierra Leone, on a ten point scale?" (1-"To no degree at all", 10-"To a very significant degree")

IX. The Future Role of the World Bank in Sierra Leone

Role Significance

- Respondents in this year's country survey had statistically similar ratings for the significance of the Bank's future role in Sierra Leone's development compared to respondents from the FY'09 survey (8.0).
- Respondents from Eastern Region tended to give the highest ratings for the significance of the Bank's future role in Sierra Leone's development, whereas respondents from Northern Region had significantly *lower* ratings.

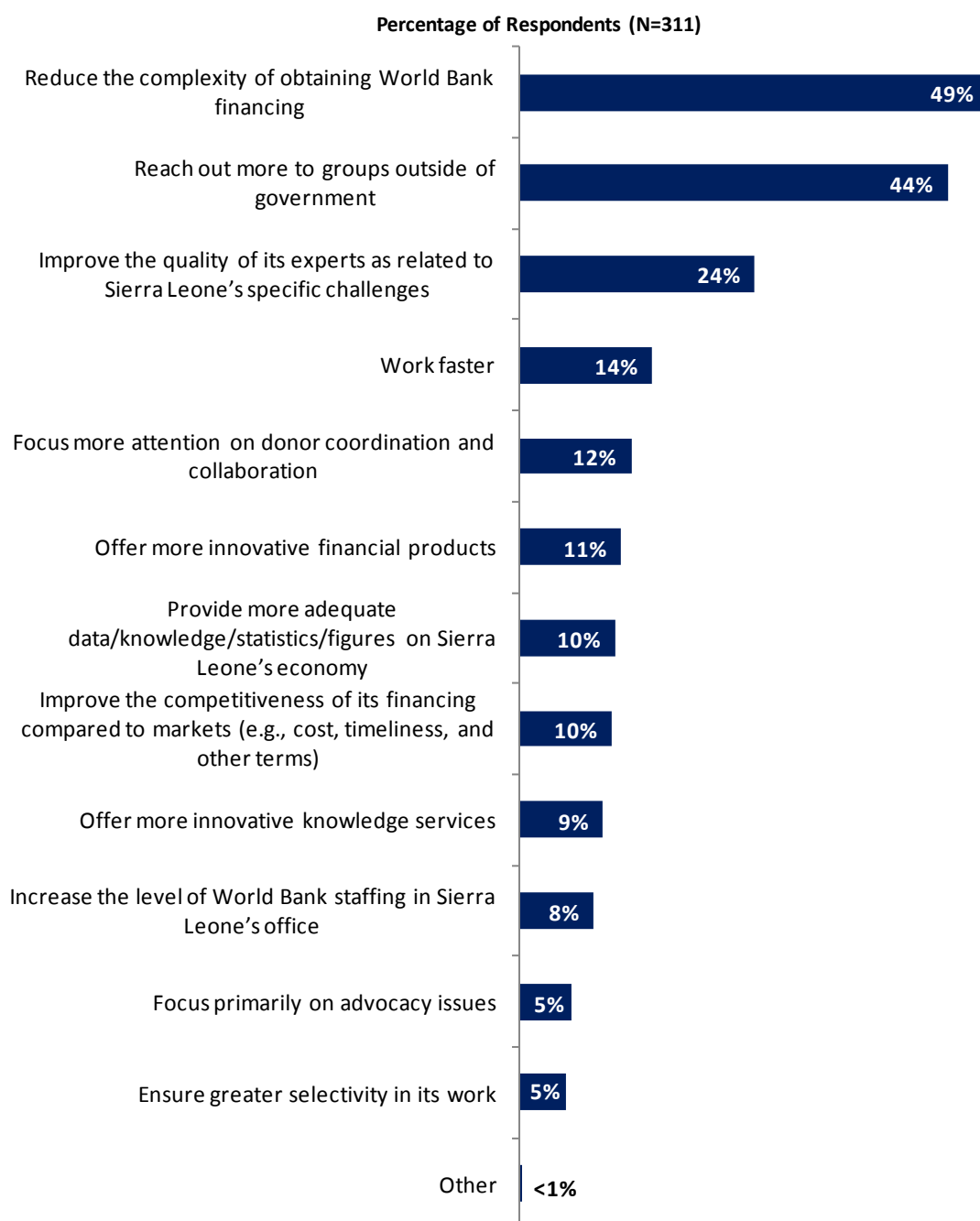


"How significant a role do you believe the Bank SHOULD play in Sierra Leone's development in the near future, on a ten point scale?" (1- "Not significant at all", 10- "Very significant role")

IX. The Future Role of the World Bank in Sierra Leone (continued)

Making the World Bank of Greater Value

- Respondents in the FY '09 country survey* indicated the World Bank should reduce the complexity of obtaining World Bank financing (43%) to make itself of greater value.



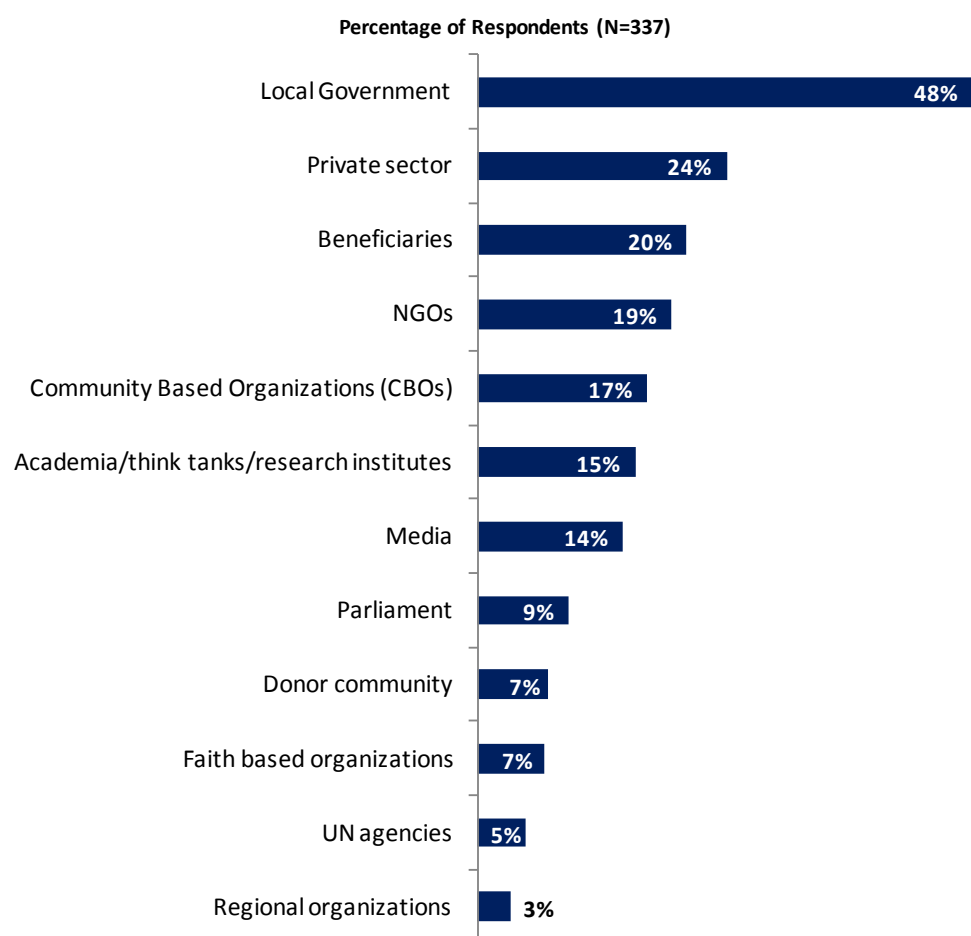
"Which of the following SHOULD the World Bank do to make itself of greater value in Sierra Leone? (Choose no more than TWO)" (Respondents chose from a list. Responses combined.)

*Not all of the response options provided in the FY '13 survey were provided in the FY '09 survey.

IX. The Future Role of the World Bank in Sierra Leone (continued)

Collaborating with Stakeholders in Sierra Leone

- Although majority of respondents from most stakeholder groups indicated that the World Bank should collaborate more with local governments in Sierra Leone, respondents from the Office of President/Prime Minister/Minister and the media tended to indicate that the Bank should collaborate more with the media.



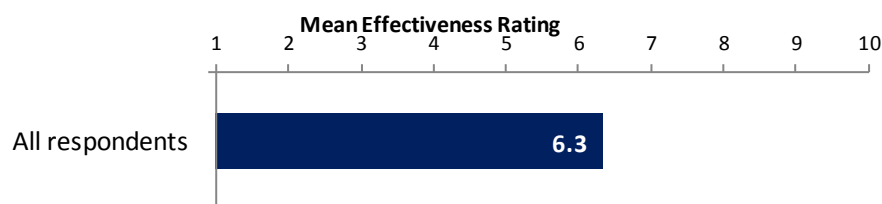
“In addition to the regular relations with the national government as its main interlocutor, which TWO of the following groups should the World Bank collaborate with more in your country to ensure better development results there? (Choose no more than TWO)”
(Respondents chose from a list. Responses combined.)

*Not all of the response options provided in the FY '13 survey were provided in the FY '09 survey.

IX. The Future Role of the World Bank in Sierra Leone (continued)

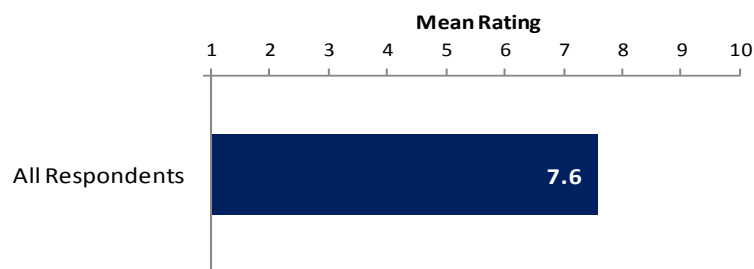
Effectiveness of Donors

- Respondents across all stakeholder groups gave statistically similar ratings for the effectiveness of donors' work together with the Government in Sierra Leone to see through development results on the ground.
- Respondents from Easter Region tended to give the highest ratings for the effectiveness of donors' work together with the Government in Sierra Leone to see through development results on the ground, whereas respondents from Northern Region tended to give significantly *lower* ratings.



"How effectively do you believe the donors work together with the Government in Sierra Leone to see through development results on the ground?" (1- "Not effective at all", 10- "Very effective")

Influencing the Global Development Agenda

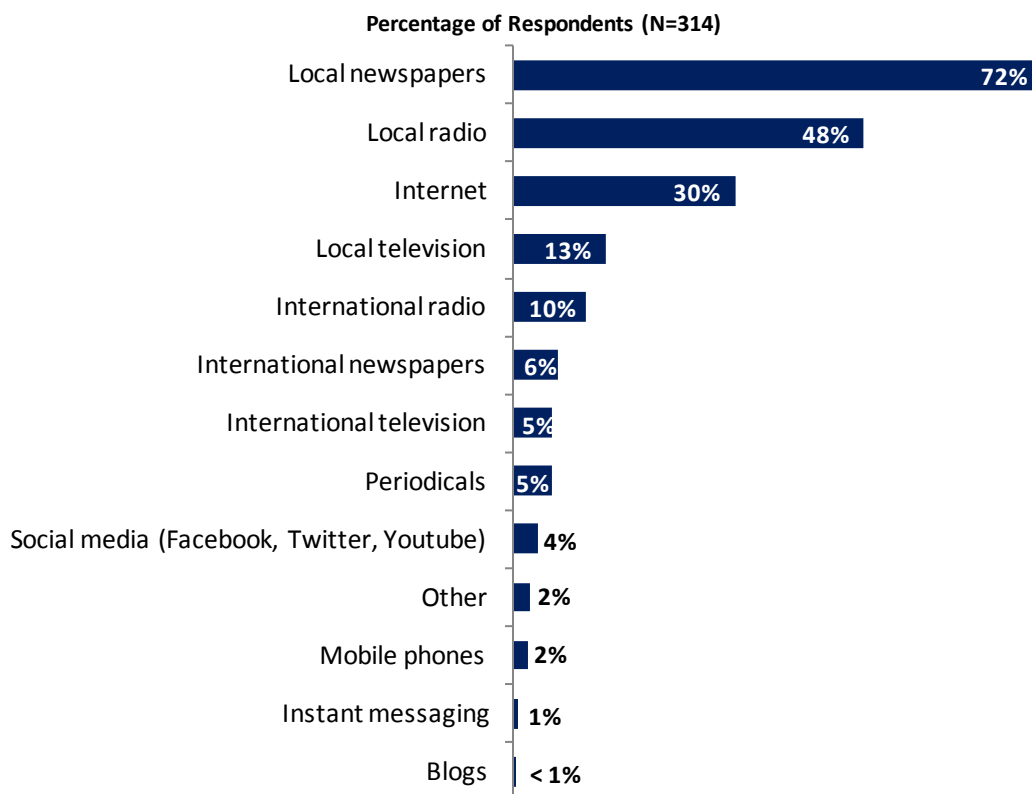


"To what extent do you believe that the World Bank SHOULD seek to influence the global development agenda?" (1 - "To no degree at all", 10 - "To a very significant degree")

X. Communication and Openness

Information Sources

- Respondents from the FY '09 survey* indicated that they got most of their information about the economic and social development issues in Sierra Leone from the local newspapers (61%) and local radio (57%).

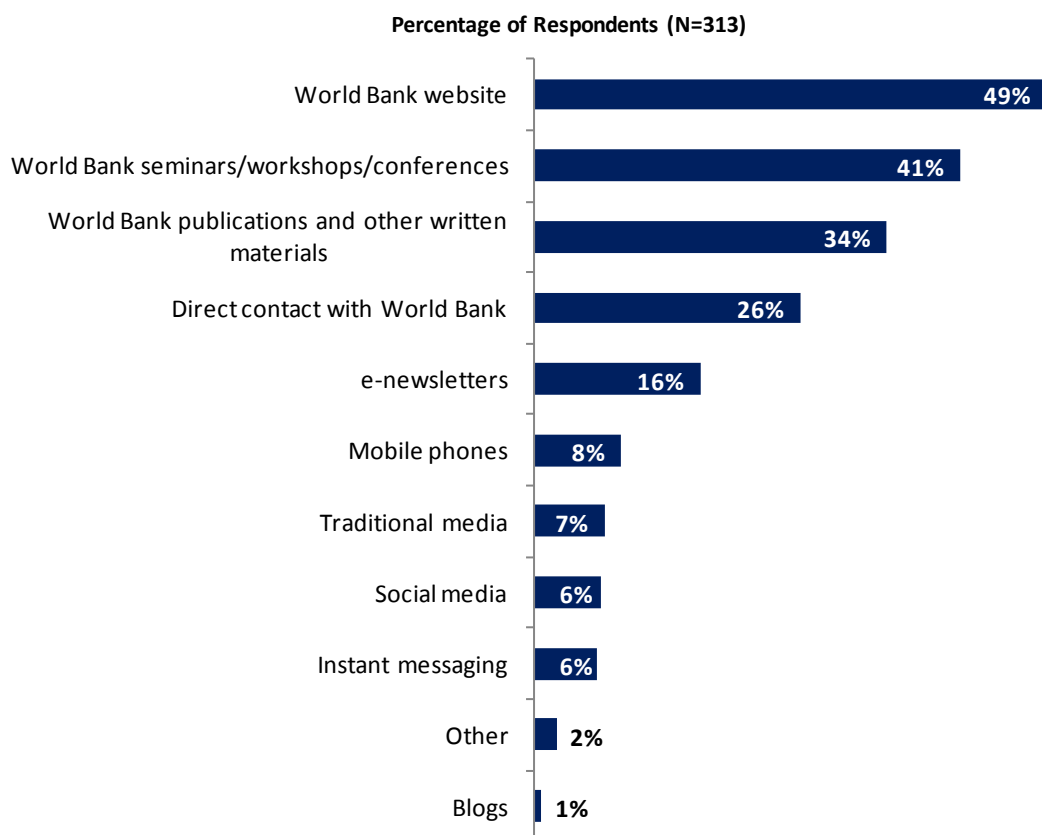


“How do you get most of your information about economic and social development issues in Sierra Leone? (Choose no more than TWO)”
(Respondents chose from a list. Responses combined.)

*Not all of the response options provided in the FY '13 survey were provided in the FY '09 survey.

X. Communication and Openness (continued)

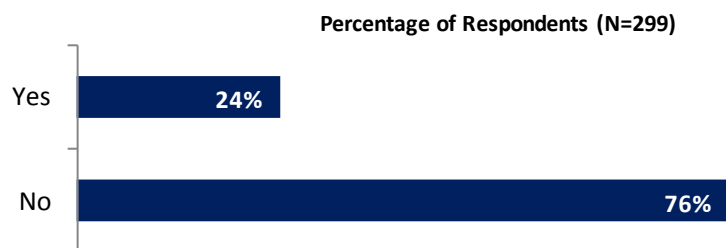
Information Sources (continued)



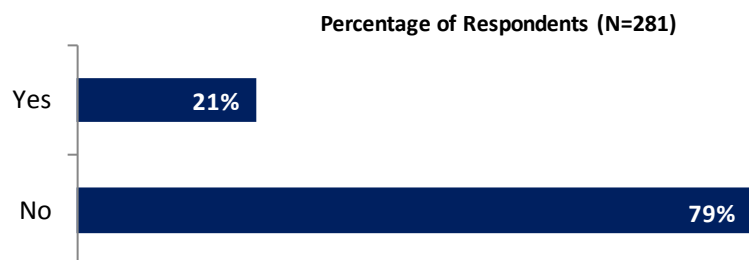
"How would you prefer to receive information from the World Bank?
(Choose no more than TWO)" (Respondents chose from a list. Responses combined.)

X. Communication and Openness (continued)

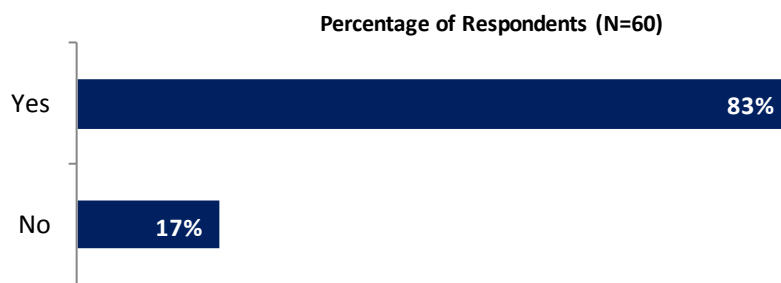
Access to Information



"Are you aware of the World Bank's Access to Information Policy under which the Bank will now disclose any information in its possession that is not on a list of exceptions?"



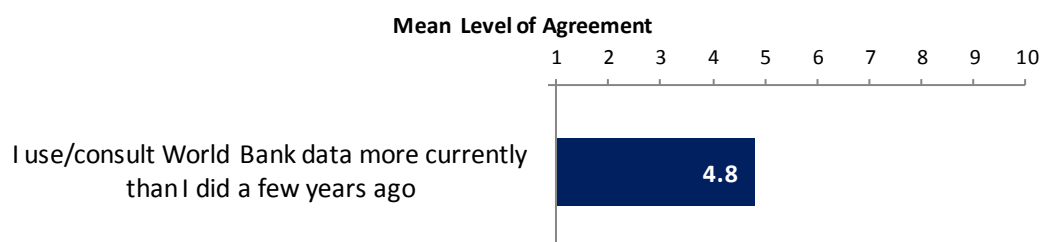
"Have you requested information from the World Bank on its activities in the past year?"



"Were you able to obtain this information?"

X. Communication and Openness (continued)

Access to Information (continued)

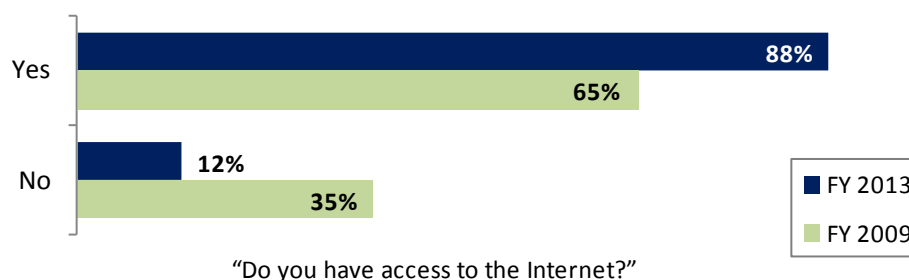


"Please rate how much you agree with the following statements, on a ten point scale."
(1-"Strongly disagree", 10-"Strongly agree")

Internet Access

- Respondents for this year's survey were significantly more likely to have access to the Internet compared to respondents from the FY '09 country survey.
- Although a majority of the respondents indicated that they had access to the Internet, respondents from the private sector/financial sector/private banks, PMUs, and consultants/contractors working on Bank-supported projects/programs were significantly *more* likely to have access to the Internet, whereas respondents from local governments and employees of ministries/ministerial departments/implementation agencies were significantly *less* likely to have access to the Internet.

Percentage of Respondents (FY 2013 N=294; FY 2009 N=346)



Percentage of Respondents (N=226)

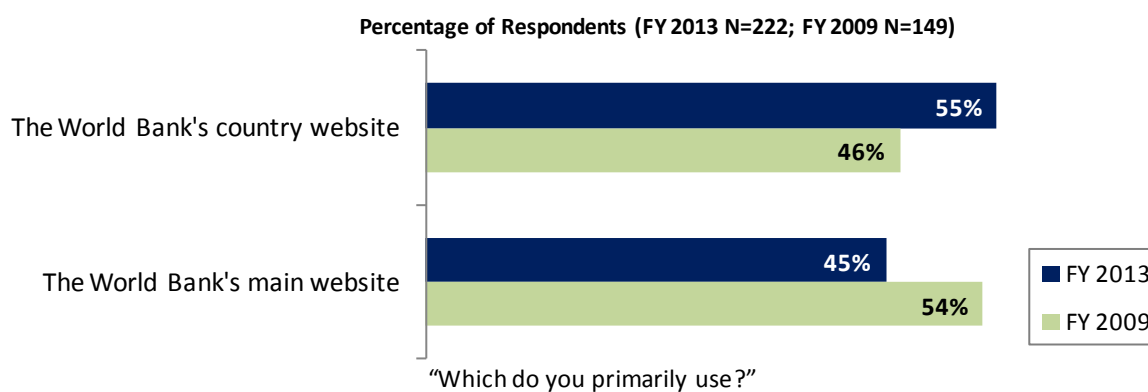
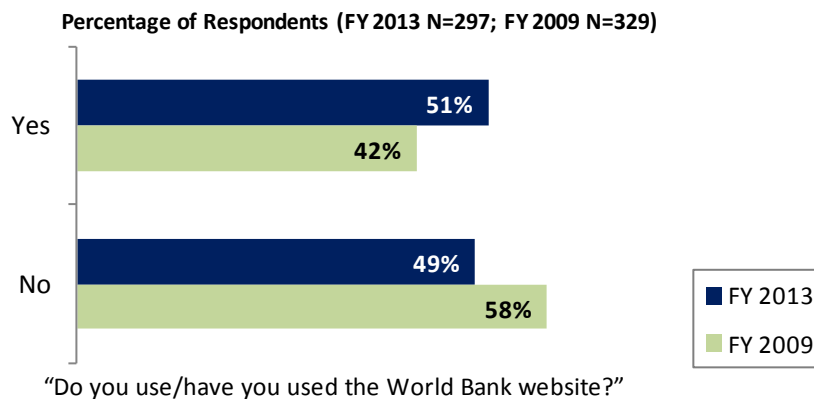


"Which Internet connection do you use primarily when visiting a World Bank website?"

X. Communication and Openness (continued)

Website Usage

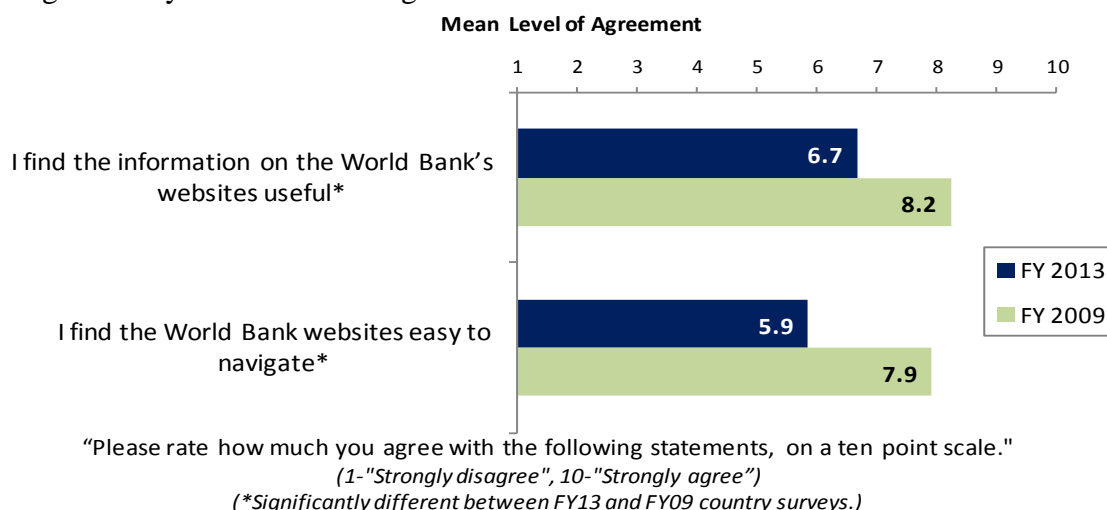
- Respondents in this year's country survey were significant *more* likely to have used the Bank's website compared to respondents from the FY '09 country survey.



X. Communication and Openness (continued)


Website Evaluation

- Respondents in this year's country survey tended to have significantly *lower* levels of agreement that the Bank's website is easy to navigate and that the information on the Bank's website is useful compared to the respondents from the FY'09 country survey.
- Respondents from PMUs and consultants/contractors tended to have the highest levels of agreement that the Bank's website is easy to navigate, whereas respondents from local governments and the private sector/financial sector/private banks tended to have significantly *lower* levels of agreement.



Information Sharing

- Respondents in this year's country survey tended to have significantly *lower* levels of agreement that they know how to find information from the World Bank when they need it and that the Bank is responsive to their information requests and inquiries compared to the respondents from the FY'09 country survey.



XI. Appendices

A. Responses to All Questions across All Respondents	50
B. Responses to All Questions by Stakeholder Groups	66
C. Responses to All Questions by Geographic Location	86
D. Responses to All Questions by Year.....	101
E. Indicator Questions as a Function of Exposure to the Bank.....	104
F. World Bank Country Survey '13 – Sierra Leone Questionnaire ..	105

Sierra Leone



Appendix A: Responses to All Questions across All Respondents (N=340)

A. General Issues Facing Sierra Leone

1. In general, would you say that Sierra Leone is headed in...?	Percentage of Respondents (N=332)
The right direction	55.7%
The wrong direction	14.2%
Not sure	30.1%

2. Listed below are a number of development priorities in Sierra Leone. Please identify which of the following you consider the most important development priorities in Sierra Leone? (Choose no more than THREE)	Percentage of Respondents (Responses Combined; N=334)
Education	53.6%
Energy	33.5%
Transport	19.5%
Job creation/employment	18.6%
Public sector governance/ reform	16.2%
Health	16.2%
Water and sanitation	16.2%
Poverty reduction	15.0%
Agricultural development	12.0%
Food security	11.4%
Security/stabilization/reconstruction	7.8%
Social protection	7.2%
Rural development	7.2%
Extractive industries development	5.7%
Economic growth	5.7%
Law and justice	5.1%
Creative industries development	4.8%
Youth development	4.8%
Anti corruption	4.2%
Natural resource management	3.9%
Domestic private sector development	3.3%
Local governance and institutions	3.3%
Gender	2.4%
Trade and exports	2.4%
Environmental sustainability	2.1%
Basic infrastructure	1.8%
Crime and violence	1.8%
Equality of opportunity	1.8%
Land acquisition	1.8%
Foreign direct investment	1.2%
People with disabilities	1.2%
Climate change	1.2%
Global/regional integration	0.9%
Social cohesion	0.9%
Financial markets	0.9%
Urban development	0.9%
Regional conflict and tensions	0.6%
Regulatory framework	0.6%
Information and communications technology	0.3%
Strengthening traditional institutions	0.0%
Communicable/non-communicable diseases	0.0%
Disaster management	0.0%

A. General Issues Facing Sierra Leone (continued)

3. Poverty reduction is a broad term that encompasses work in many different areas. Which THREE areas of development listed below do you believe would contribute most to reducing poverty in Sierra Leone? (Choose no more than THREE)	Percentage of Respondents (Responses Combined; N=335)
Education	37.0%
Economic growth	27.2%
Job creation/employment	26.0%
Agricultural development	21.5%
Youth development	20.6%
Rural development	20.3%
Energy	12.5%
Food security	12.2%
Natural resource management	11.9%
Anti corruption	11.0%
Equality of opportunity	10.1%
Transport	8.7%
Water and sanitation	8.4%
Domestic private sector development	7.5%
Public sector governance/ reform	7.5%
Health	6.6%
Basic infrastructure	6.3%
Local governance and institutions	5.1%
Law and justice	4.5%
Creative industries development	4.2%
Foreign direct investment	4.2%
Trade and exports	4.2%
Social protection	3.0%
Gender	3.0%
Extractive industries development	1.8%
Information and communications technology	1.8%
Global/regional integration	1.5%
Regulatory framework	1.5%
Security/stabilization/reconstruction	1.5%
Social cohesion	1.2%
Disaster management	1.2%
Land acquisition	1.2%
Financial markets	0.9%
Urban development	0.6%
Crime and violence	0.6%
People with disabilities	0.6%
Climate change	0.3%
Environmental sustainability	0.3%
Strengthening traditional institutions	0.3%
Regional conflict and tensions	0.0%
Communicable/non-communicable diseases	0.0%

A. General Issues Facing Sierra Leone (continued)

4. Economic growth can be driven by a number of factors. Which THREE areas below do you believe would contribute most to generating economic growth in Sierra Leone? (Choose no more than THREE)	Percentage of Respondents (Responses Combined; N=331)
Energy	42.9%
Agricultural development	31.7%
Education	23.3%
Job creation/employment	22.4%
Trade and exports	21.5%
Extractive industries development	16.6%
Natural resource management	13.6%
Foreign direct investment	12.4%
Public sector governance/ reform	12.4%
Anti corruption	10.0%
Rural development	9.7%
Domestic private sector development	8.2%
Creative industries development	8.2%
Transport	8.2%
Youth development	7.6%
Basic infrastructure	6.0%
Food security	5.7%
Health	5.4%
Financial markets	4.8%
Equality of opportunity	3.9%
Information and communications technology	3.6%
Gender	2.7%
Law and justice	2.4%
Local governance and institutions	2.1%
Urban development	1.8%
People with disabilities	1.8%
Water and sanitation	1.5%
Global/regional integration	1.5%
Security/stabilization/reconstruction	1.5%
Social protection	1.2%
Disaster management	1.2%
Regional conflict and tensions	0.6%
Regulatory framework	0.6%
Environmental sustainability	0.6%
Land acquisition	0.6%
Climate change	0.6%
Social cohesion	0.3%
Crime and violence	0.3%
Communicable/non-communicable diseases	0.0%
Strengthening traditional institutions	0.0%

B. Overall Attitudes toward the World Bank

Familiarity	N	Mean	SD
1. How familiar are you with the work of the World Bank in Sierra Leone, on a ten-point scale? (1-Not familiar at all, 10-Extremely familiar)	332	5.44	2.46
Overall Effectiveness	N	Mean	SD
2. Overall, please rate your impression of the World Bank's effectiveness in Sierra Leone, on a ten-point scale. (1-Not effective at all, 10-Very effective)	302	5.95	2.19

B. Overall Attitudes toward the World Bank (continued)

Staff Preparedness	N	Mean	SD
3. To what extent do you believe the World Bank's staff is well prepared to help Sierra Leone solve its most complicated development challenges, on a ten-point scale? (1-To no degree at all, 10-To a very significant degree)	274	6.13	2.18

4. When thinking about how the World Bank can have the most impact on development results in Sierra Leone, in which sectoral areas do you believe the World Bank should focus most of its attention and resources in Sierra Leone? (Choose no more than THREE)	Percentage of Respondents (Responses Combined; N=334)
Education	43.4%
Poverty reduction	27.2%
Public sector governance/ reform	23.7%
Energy	23.1%
Health	22.5%
Agricultural development	16.8%
Transport	14.1%
Job creation/employment	13.5%
Rural development	10.2%
Economic growth	9.9%
Food security	7.2%
Youth development	6.9%
Extractive industries development	6.3%
Water and sanitation	6.3%
Security/stabilization/reconstruction	6.0%
Law and justice	5.7%
Local governance and institutions	5.4%
Domestic private sector development	5.4%
Basic infrastructure	5.4%
Natural resource management	5.1%
Creative industries development	5.1%
Social protection	3.6%
Anti corruption	3.3%
Environmental sustainability	2.7%
Financial markets	2.4%
Foreign direct investment	2.1%
Trade and exports	1.8%
Gender	1.5%
Information and communications technology	1.5%
Equality of opportunity	1.2%
Strengthening traditional institutions	1.2%
People with disabilities	1.2%
Land acquisition	0.9%
Regulatory framework	0.9%
Global/regional integration	0.9%
Social cohesion	0.9%
Urban development	0.9%
Communicable/non-communicable diseases	0.3%
Regional conflict and tensions	0.3%
Crime and violence	0.3%
Climate change	0.3%
Disaster management	0.3%

B. Overall Attitudes toward the World Bank (continued)

5. When thinking about the World Bank's role, which activity do you believe is of greatest VALUE and which activity is of second greatest value in Sierra Leone?	Percentage of Respondents (N=288)		
	Greatest Value	2 nd Greatest Value	Combined
Financial resources: policy based lending / budget support to the Government	35.4%	15.2%	50.6%
Technical assistance	11.8%	19.1%	30.9%
Training/capacity building	15.3%	15.2%	30.5%
Financial resources: investment lending	16.3%	9.5%	25.9%
Strategy formulation	6.6%	11.7%	18.3%
Donor coordination	5.9%	10.6%	16.5%
Policy advice	4.5%	7.4%	11.9%
Mobilizing third party financial resources	1.7%	7.1%	8.8%
Data	2.8%	2.5%	5.3%
Studies/analyses	1.0%	2.5%	3.5%
Linkage to non-Bank expertise	1.4%	1.4%	2.8%
Convening/facilitating	0.3%	1.8%	2.1%
Other	0.0%	0.4%	0.4%

6. Which of the following do you identify as the World Bank's greatest WEAKNESSES in its work in Sierra Leone? (Choose no more than TWO)	Percentage of Respondents (Responses Combined; N=320)
Too bureaucratic in its operational policies and procedures	34.7%
Imposing technocratic solutions without regard to political realities	25.0%
Too influenced by developed countries	17.2%
World Bank processes too slow and complex	17.2%
Not enough public disclosure of its work	16.9%
Not willing to honestly criticize policies and reform efforts in the country	12.5%
Not collaborating enough with non-state actors	11.3%
Not adequately sensitive to political/social realities in Sierra Leone	9.7%
Not exploring alternative policy options	8.1%
Inadequate number of World Bank staff members located in the country	6.9%
Staff too inaccessible	6.9%
Its advice and strategies do not lend themselves to practical problem solving	6.6%
Not aligned with other donors' work	4.4%
Not focused enough on issues that are unique to post-conflict countries	4.4%
Not aligned with country priorities	4.1%
Arrogant in its approach	2.8%
Not client focused	2.5%
The credibility of its knowledge/data	2.2%
Other	0.9%

B. Overall Attitudes toward the World Bank (continued)

7. Which World Bank instruments do you believe are the MOST effective in reducing poverty in Sierra Leone? (Choose no more than TWO)	Percentage of Respondents (Responses Combined; N=334)
Capacity development	54.2%
Policy based lending / budget support to the Government	32.9%
Investment lending	23.1%
Technical assistance	22.8%
Co-financing arrangements	14.7%
Trust Fund management	10.2%
Knowledge products/services	8.4%
Sector-wide approaches	7.5%
Emergency Recovery lending	6.6%
Don't know	6.3%
Other	0.9%

Global Development Agenda	N	Mean	SD
8. To what extent do you believe the World Bank SHOULD seek to influence the global development agenda as related to "global public goods" (e.g., climate change, communicable diseases, international financial systems, trade, etc.), on a ten point scale? (1-To no degree at all, 10-To a very significant degree)	300	7.58	2.19

9. In addition to the regular relations with the national government as its main interlocutor, which TWO of the following groups should the World Bank collaborate with more in your country to ensure better development results there? (Choose no more than TWO)	Percentage of Respondents (Responses Combined; N=337)
Local Government	48.4%
Private sector	24.3%
Beneficiaries	20.5%
NGOs	19.0%
Community Based Organizations (CBOs)	16.6%
Academia/think tanks/research institutes	15.4%
Media	14.2%
Parliament	8.9%
Donor community	6.8%
Faith based organizations	6.5%
UN agencies	4.7%
Regional organizations	3.3%
Other	2.4%
UN and regional peace keeping forces	1.8%
Traditional authorities	1.5%
Foundations	0.9%
Emerging donors	0.6%

B. Overall Attitudes toward the World Bank (continued)

To what extent do you agree with the following statements about the World Bank's work in Sierra Leone, on a ten point scale? (1-Strongly disagree, 10-Strongly agree)	Level of Agreement		
	N	Mean	SD
10. Overall the World Bank currently plays a relevant role in development in Sierra Leone	311	6.82	2.40
11. The World Bank's work is aligned with what I consider the development priorities for Sierra Leone	304	6.29	2.21
12. The World Bank supports programs and strategies that are realistic for Sierra Leone	303	6.24	2.29
13. The World Bank treats clients and stakeholders in Sierra Leone with respect	271	6.12	2.22

To what extent is the World Bank an effective development partner in Sierra Leone, in terms of each of the following? (1-To no degree at all, 10-To a very significant degree)	Degree		
	N	Mean	SD
14. Responsiveness	288	5.93	2.27
15. Flexibility (in terms of the institution's products and services)	279	5.43	2.09
16. Flexibility (in terms of changing country circumstances)	282	5.49	2.11
17. Being inclusive	291	5.65	2.18
18. Openness (sharing data and other information)	284	6.01	2.44
19. Staff accessibility	278	4.99	2.25
20. Straightforwardness and honesty	273	6.37	2.39
21. Collaboration with groups outside of the Government (e.g., NGOs, academia, private sector)	295	5.95	2.41
22. Collaboration with the Government	300	7.61	2.12
23. Collaboration with other donors	276	7.04	2.12
24. Follow through over time	252	6.10	2.28

25. When World Bank assisted reform efforts fail or are slow to take place, which THREE of the following would you attribute this to? (Choose no more than THREE)	Percentage of Respondents (Responses Combined; N=332)
The Government works inefficiently	40.1%
The World Bank works too slowly	37.7%
There is not an adequate level of citizen/civil society participation	35.8%
Political pressures and obstacles	28.9%
Lack of/inadequate levels of capacity in Government	27.1%
Reforms are not well thought out in light of country challenges	24.4%
Poor donor coordination	22.0%
The World Bank does not do adequate follow through/follow-up	20.8%
Inadequate funding	20.5%
The World Bank is not sensitive enough to political/social realities on the ground	20.2%
Ongoing conflict and instability	7.2%
Other	2.1%

C. World Bank Effectiveness and Results

How effective do you believe the World Bank is in terms of the work it does in the following areas of development in Sierra Leone? (1-Not effective at all, 10-Very effective)	Effectiveness		
	N	Mean	SD
1. Anti corruption	271	5.04	2.50
2. Information and communications technology	269	5.35	2.25
3. Transport	265	5.57	2.44
4. Crime and violence	253	4.67	2.37
5. Regional conflict and tensions	248	4.91	2.31
6. Extractive industries development	255	5.05	2.25
7. Law and justice	264	5.23	2.36
8. Urban development	274	5.44	2.22
9. Environmental sustainability	270	5.34	2.29
10. Regulatory framework	260	5.58	2.25
11. Basic infrastructure	281	5.76	2.18
12. Land acquisition	254	4.65	2.43
13. Communicable/non-communicable diseases	274	5.80	2.21
14. Poverty reduction	295	5.92	2.34
15. Gender	272	5.95	2.32
16. Domestic private sector development	273	5.49	2.18
17. Foreign direct investment	266	5.74	2.26
18. Youth development	277	5.42	2.24
19. Local governance and institutions	290	6.12	2.20
20. Water and sanitation	284	5.61	2.29
21. Trade and exports	260	5.16	2.14
22. Economic growth	277	5.84	2.20
23. Energy	285	5.37	2.41
24. Strengthening traditional institutions	248	4.61	2.31
25. Disaster management	251	4.98	2.40
26. Public sector governance/ reform	285	6.16	2.20
27. Job creation/employment	281	4.97	2.18
28. Social cohesion	254	4.64	2.23
29. Financial markets	257	5.05	2.20
30. Equality of opportunity	258	4.89	2.31
31. Health	276	6.37	2.14
32. Creative industries development	249	4.71	2.35
33. Rural development	278	5.30	2.14
34. Global/regional integration	260	5.43	2.33
35. Food security	282	5.79	2.24
36. Education	281	5.60	2.37
37. Security/stabilization/reconstruction	263	5.71	2.19
38. People with disabilities	263	4.83	2.28
39. Social protection	263	4.72	2.39
40. Climate change	265	4.98	2.35
41. Agricultural development	284	6.15	2.23
42. Natural resource management	261	5.07	2.44

C. World Bank Effectiveness and Results (continued)

Achieving Development Results	N	Mean	SD
43. To what extent does the World Bank's work help to achieve development results in Sierra Leone, on a ten point scale? <i>(1-To no degree at all, 10-To a very significant degree)</i>	322	6.62	2.09

To what extent do you agree with the following statements about the World Bank in Sierra Leone, on a ten point scale? <i>(1-Strongly disagree, 10-Strongly agree)</i>	N	Mean	SD
44. The World Bank's financial instruments (i.e., investment lending, Development Policy Loan, Trust Funds, Program 4 Results, etc.) meet the needs of Sierra Leone	310	5.74	2.23
45. The World Bank meets Sierra Leone's needs for knowledge services (e.g., research, analysis, data, technical assistance)	310	5.75	2.19

D. The World Bank's Knowledge Work and Activities

1. How frequently do you consult World Bank knowledge work and activities in the work you do?	Percentage of Respondents (N=326)
Weekly	5.5%
Monthly	14.7%
A few times a year	33.4%
Rarely	26.1%
Never	20.2%

D. The World Bank's Knowledge Work and Activities (continued)

2. When thinking about the development challenges in Sierra Leone, where do you believe it would be most valuable for the World Bank to focus its knowledge work and activities in the next few years? (Choose no more than THREE)	Percentage of Respondents (Responses Combined; N=332)
Education	46.4%
Energy	29.8%
Public sector governance/ reform	26.5%
Agricultural development	19.3%
Poverty reduction	16.9%
Health	16.0%
Youth development	14.5%
Economic growth	14.5%
Job creation/employment	12.3%
Water and sanitation	10.5%
Domestic private sector development	8.1%
Creative industries development	7.5%
Food security	6.6%
Rural development	6.3%
Anti corruption	6.3%
Local governance and institutions	5.7%
Law and justice	5.7%
Natural resource management	5.1%
Social cohesion	4.8%
Gender	4.2%
Foreign direct investment	3.9%
Transport	3.6%
Urban development	3.6%
Extractive industries development	2.4%
Environmental sustainability	2.1%
Financial markets	1.8%
Information and communications technology	1.8%
Trade and exports	1.8%
Social protection	1.8%
Basic infrastructure	1.5%
Land acquisition	1.5%
Equality of opportunity	1.2%
Strengthening traditional institutions	0.9%
Regional conflict and tensions	0.9%
Security/stabilization/reconstruction	0.9%
Climate change	0.6%
Disaster management	0.6%
People with disabilities	0.6%
Crime and violence	0.3%
Regulatory framework	0.3%
Global/regional integration	0.3%
Communicable/non-communicable diseases	0.3%

D. The World Bank's Knowledge Work and Activities (continued)

In Sierra Leone, how effective do you believe the World Bank's knowledge work and activities are at: <i>(1-Not effective at all, 10-Very effective)</i>	Level of Effectiveness		
	N	Mean	SD
3. Enhancing your knowledge and/or skills	294	5.42	2.20
4. Contributing to good policy making	292	6.22	1.88
5. Providing support for program implementation	307	6.74	2.07

In Sierra Leone, to what extent do you believe that the World Bank's knowledge work and activities: <i>(1-To no degree at all, 10-To a very significant degree)</i>	Degree		
	N	Mean	SD
6. Are timely	283	4.94	2.15
7. Include appropriate level of stakeholder involvement during preparation	287	5.14	2.10
8. Are relevant to Sierra Leone's development priorities	300	6.16	2.15
9. Provide feasible recommendations	287	5.86	2.01
10. Are source of relevant information on global good practices	298	6.50	2.16
11. Are accessible (well written and easy to understand)	287	5.64	2.18
12. Are useful in terms of the work you do	281	6.16	2.37
13. Are adequately disseminated	276	4.91	2.23
14. Are appropriately translated	270	5.19	2.28
15. Are adaptable to Sierra Leone's specific development challenges and country circumstances	295	5.98	2.11

Overall Evaluations	N	Mean	SD
16. Overall, how significant a contribution do you believe the World Bank's knowledge work and activities make to development results in your country, on a ten point scale? <i>(1-Not significant at all, 10-Very significant)</i>	315	6.69	1.95
17. Overall, how would you rate the technical quality of the World Bank's knowledge work and activities, on a ten point scale? <i>(1-Very low technical quality, 10-Very high technical quality)</i>	313	6.63	2.10

E. Working with the World Bank

To what extent do you agree/disagree with the following statements, on a ten point scale? (1-Strongly disagree, 10-Strongly agree)	Level of Agreement		
	N	Mean	SD
1. The World Bank disburses funds promptly	284	4.34	2.14
2. The World Bank effectively monitors and evaluates the projects and programs it supports	293	5.88	2.43
3. The World Bank's approvals and reviews are done in a timely fashion	286	4.95	2.12
4. The World Bank's "Safeguard Policy" requirements are reasonable	271	5.77	2.04
5. The World Bank imposes reasonable conditions on its lending	288	5.39	2.40
6. Working with the World Bank increases Sierra Leone's institutional capacity	291	6.53	2.10
7. The World Bank ensures consistency and continuity through staff changes	259	6.14	1.93
8. The World Bank's teams and visits are well coordinated	269	6.30	2.20
9. Where country systems (e.g., procurement, financial management, etc.) are adequate, the World Bank makes appropriate use of them	264	6.44	2.08
10. The World Bank provides effective implementation support (i.e., supervision of projects)	290	6.21	2.23
11. The World Bank communicates effectively about its efforts in Sierra Leone	288	5.59	2.32

Adequate Staffing	N	Mean	SD
12. To what extent do you believe the World Bank is adequately staffed in Sierra Leone, on a ten point scale? (1-To no degree at all, 10-To a very significant degree)	242	5.82	2.09

F. The Future Role of the World Bank in Sierra Leone

The Bank's Role	N	Mean	SD
1. How significant a role do you believe the World Bank SHOULD play in Sierra Leone's development in the near future, on a ten point scale? (1-Not a significant role at all, 10-Very significant role)	318	8.31	1.84

2. Which of the following SHOULD the World Bank do to make itself of greater value in Sierra Leone? (Choose no more than TWO)	Percentage of Respondents (Responses Combined; N=311)
Reduce the complexity of obtaining World Bank financing	48.6%
Reach out more to groups outside of government	44.4%
Improve the quality of its experts as related to Sierra Leone's specific challenges	24.4%
Work faster	13.8%
Focus more attention on donor coordination and collaboration	11.6%
Offer more innovative financial products	10.6%
Provide more adequate data/knowledge/statistics/figures on Sierra Leone's economy	10.0%
Improve the competitiveness of its financing compared to markets (e.g., cost, timeliness, and other terms)	9.6%
Offer more innovative knowledge services	8.7%
Increase the level of World Bank staffing in Sierra Leone's office	7.7%
Focus primarily on advocacy issues	5.5%
Ensure greater selectivity in its work	4.8%
Other	0.3%

F. The Future Role of the World Bank in Sierra Leone (continued)

Effectiveness of Donors	N	Mean	SD
3. How effectively do you believe the donors work together with the Government in Sierra Leone to see through development results on the ground? <i>(1-Not effective at all, 10-Very effective)</i>	303	6.33	2.12

Forging Regional Economic Integration	N	Mean	SD
4. How effective do you believe the World Bank has been in helping forge regional economic integration? <i>(1-Not effective at all, 10-Very effective)</i>	278	6.10	2.09

G. Communication and Information Sharing

1. How do you get most of your information about economic and social development issues in Sierra Leone? (Choose no more than TWO)	Percentage of Respondents (Responses Combined; N=314)
Local newspapers	72.0%
Local radio	47.8%
Internet	30.3%
Local television	12.7%
International radio	9.9%
International newspapers	6.1%
International television	5.4%
Periodicals	5.4%
Social media (Facebook, Twitter, Youtube)	3.5%
Other	2.2%
Mobile phones	1.9%
Instant messaging	0.6%
Blogs	0.3%

G. Communication and Information Sharing (continued)

2. How would you prefer to receive information from the World Bank? (Choose no more than TWO)	Percentage of Respondents (Responses Combined; N=313)
World Bank website	49.2%
World Bank seminars/workshops/conferences	40.9%
World Bank publications and other written materials	33.9%
Direct contact with World Bank	25.6%
e-newsletters	16.0%
Mobile phones	8.3%
Traditional media	6.7%
Social media	6.4%
Instant messaging	6.1%
Other	2.2%
Blogs	0.6%

3. Are you aware of the World Bank's Access to Information Policy under which the Bank will now disclose any information in its possession that is not a list of exceptions?	Percentage of Respondents (N=299)
Yes	23.7%
No	76.3%

4. Have you requested information from the World Bank on its activities in the past year?	Percentage of Respondents (N=281)
Yes	21.0%
No	79.0%

5. Were you able to obtain this information?	Percentage of Respondents (N=60)
Yes	83.3%
No	16.7%

6. Do you have access to the Internet?	Percentage of Respondents (N=294)
Yes	87.8%
No	12.2%

7. Do you use/have used the World Bank website?	Percentage of Respondents (N=297)
Yes	50.8%
No	49.2%

8. Which do you primarily use?	Percentage of Respondents (N=222)
The World Bank's country website	55.4%
The World Bank's main website	44.6%

9. Which Internet connection do you use primarily when visiting a World Bank website?	Percentage of Respondents (N=226)
High speed	50.0%
Dial-up	50.0%

G. Communication and Information Sharing (continued)

Please rate how much you agree with the following statements, on a ten point scale. (1-Strongly disagree, 10-Strongly agree)	Level of Agreement		
	N	Mean	SD
10. I use/consult World Bank data more currently than I did a few years ago	257	4.79	2.70
11. I find the World Bank websites easy to navigate	207	5.86	2.40
12. I find the information on the World Bank's websites useful	203	6.68	2.40
13. When I need information from the World Bank I know how to find it	247	5.64	2.80
14. The World Bank is responsive to my information requests and inquiries	213	5.36	2.70

H. Background Information

1. Which of the following best describes your current position? (Please mark only ONE response)	Percentage of Respondents (N=327)
Employee of a Ministry, Ministerial Department or Implementation Agency	18.0%
Academia/Research Institute/Think Tank	16.8%
Media	11.9%
Local Government Office or Staff	8.9%
NGO	8.9%
Office of Parliamentarian	5.2%
Private Sector Organization	4.6%
Independent Government Institution	4.6%
Other	4.0%
Office of Minister	2.8%
Financial Sector/Private Bank	2.4%
Community Based Organization	2.4%
Project Management Unit (PMU) overseeing implementation of project	1.8%
Trade Union	1.8%
Faith-Based Group	1.8%
Private Foundation	1.5%
Bilateral Agency	0.9%
Consultant/Contractor working on World Bank supported Project/Program	0.6%
Multilateral Agency	0.6%
Office of the President, Prime Minister	0.3%

H. Background Information (continued)

2. Please identify the primary specialization of your work. (Please mark only ONE response)	Percentage of Respondents (N=320)
Education	28.4%
Agriculture/ rural development / food security	10.0%
Information and communications technology	9.4%
Public sector governance/Public financial management/anti corruption	9.1%
Other	8.4%
Social protection	5.6%
Financial markets/banking	5.3%
Job creation/employment	4.1%
Health/Communicable/non-communicable diseases	3.8%
Natural resource management/environmental sustainability	3.4%
Private sector development/foreign direct investment	2.8%
Energy	2.5%
Gender/equality of opportunity	2.2%
Law and justice/regulatory framework	1.9%
Urban development	1.6%
Water and sanitation	0.9%
Climate change / disaster management	0.6%

3. Currently, do you professionally collaborate/work with the World Bank in your country?	Percentage of Respondents (N=320)
Yes	42.2%
No	57.8%

4. Which of the following describes most of your exposure to the World Bank in Sierra Leone? (Choose no more than TWO)	Percentage of Respondents (N=314)
Observer (i.e., follow in media, discuss in informal conversations, etc.)	46.8%
Collaborate as part of my professional duties	37.9%
Engage in World Bank related/sponsored events/activities	29.0%
Use World Bank reports/data	26.4%
Use World Bank website for information, data, research, etc.	24.2%

5. Which best represents your geographic location?	Percentage of Respondents (N=325)
Southern Region	13.8%
Northern Region	12.3%
Western Region	52.9%
Eastern Region	20.9%

Appendix B: Responses to All Questions by Stakeholder Groups

A. General Issues facing Sierra Leone

In general, would you say that Sierra Leone is headed in...?*

Percentage of Respondents	Office of President/Prime Minister/Minister	Office of Parliamentarian	Employee of a Ministry/ Ministerial Dep/ Implementation Agency	PMU/Consultant/ Contractor on Bank project	Local Gov.	Private Sector/ Financial Sector/ Private Bank	CSO	Media	Independent Government Institution	Academia/ Research institute/ Think tank	Other
The right direction	70.0%	82.4%	69.5%	50.0%	74.1%	60.9%	40.8%	43.6%	66.7%	40.0%	76.5%
The wrong direction	0.0%	5.9%	6.8%	25.0%	3.7%	0.0%	12.2%	28.2%	13.3%	25.5%	11.8%
Not sure	30.0%	11.8%	23.7%	25.0%	22.2%	39.1%	46.9%	28.2%	20.0%	34.5%	11.8%

*Significantly different between stakeholder groups

Listed below are a number of development priorities in Sierra Leone. Please identify which of the following you consider the most important development priorities in Sierra Leone?

Percentage of Respondents (Responses Combined)	Office of President/Prime Minister/Minister	Office of Parliamentarian	Employee of a Ministry/ Ministerial Dep/ Implementation Agency	PMU/Consultant/ Contractor on Bank project	Local Gov.	Private Sector/ Financial Sector/ Private Bank	CSO	Media	Independent Government Institution	Academia/ Research institute/ Think tank	Other
Social protection	0.0%	11.8%	8.6%	0.0%	10.7%	13.0%	3.7%	5.4%	6.7%	9.1%	5.6%
Transport	22.2%	23.5%	31.0%	0.0%	28.6%	17.4%	14.8%	10.8%	6.7%	16.4%	27.8%
Security/stabilization/reconstruction	0.0%	0.0%	15.5%	28.6%	10.7%	8.7%	3.7%	5.4%	13.3%	3.6%	11.1%
Extractive industries development	11.1%	0.0%	8.6%	0.0%	0.0%	8.7%	5.6%	8.1%	13.3%	5.5%	0.0%
Public sector governance/ reform*	11.1%	17.6%	17.2%	71.4%	3.6%	34.8%	13.0%	18.9%	13.3%	10.9%	11.1%
Global/regional integration	0.0%	0.0%	1.7%	0.0%	0.0%	0.0%	0.0%	0.0%	0.0%	0.0%	0.0%
Gender*	0.0%	11.8%	1.7%	28.6%	3.6%	4.3%	1.9%	0.0%	0.0%	0.0%	0.0%
Land acquisition	0.0%	5.9%	3.4%	14.3%	0.0%	0.0%	0.0%	2.7%	0.0%	0.0%	0.0%
Domestic private sector development	0.0%	0.0%	5.2%	0.0%	0.0%	13.0%	3.7%	0.0%	6.7%	0.0%	11.1%
Foreign direct investment	0.0%	5.9%	0.0%	0.0%	0.0%	4.3%	1.9%	0.0%	0.0%	1.8%	0.0%
Water and sanitation	44.4%	5.9%	6.9%	0.0%	21.4%	8.7%	20.4%	24.3%	6.7%	18.2%	11.1%
Energy	44.4%	29.4%	51.7%	14.3%	28.6%	30.4%	22.2%	37.8%	33.3%	29.1%	22.2%
Creative industries development	11.1%	11.8%	1.7%	0.0%	0.0%	8.7%	5.6%	8.1%	0.0%	5.5%	0.0%
Regional conflict and tensions	0.0%	0.0%	0.0%	0.0%	0.0%	0.0%	1.9%	0.0%	0.0%	1.8%	0.0%
Job creation/employment	11.1%	29.4%	6.9%	14.3%	10.7%	17.4%	20.4%	24.3%	33.3%	21.8%	16.7%
Rural development	0.0%	0.0%	10.3%	0.0%	7.1%	4.3%	9.3%	8.1%	6.7%	9.1%	5.6%
Financial markets	0.0%	0.0%	0.0%	0.0%	0.0%	0.0%	5.6%	0.0%	0.0%	0.0%	0.0%
Urban development	0.0%	0.0%	1.7%	0.0%	0.0%	0.0%	0.0%	0.0%	6.7%	1.8%	0.0%
Environmental sustainability	0.0%	0.0%	1.7%	0.0%	3.6%	0.0%	7.4%	0.0%	0.0%	1.8%	0.0%
Equality of opportunity	0.0%	11.8%	1.7%	0.0%	0.0%	4.3%	0.0%	0.0%	0.0%	1.8%	5.6%
Health	0.0%	29.4%	13.8%	0.0%	17.9%	8.7%	14.8%	24.3%	6.7%	18.2%	22.2%
Education	33.3%	35.3%	53.4%	42.9%	60.7%	43.5%	59.3%	51.4%	33.3%	63.6%	50.0%
Poverty reduction	0.0%	5.9%	22.4%	28.6%	17.9%	8.7%	9.3%	8.1%	26.7%	16.4%	22.2%
Food security	0.0%	5.9%	8.6%	14.3%	17.9%	17.4%	9.3%	10.8%	20.0%	14.5%	5.6%
People with disabilities	0.0%	0.0%	0.0%	0.0%	0.0%	0.0%	3.7%	2.7%	0.0%	1.8%	0.0%
Social cohesion	11.1%	0.0%	0.0%	0.0%	0.0%	0.0%	3.7%	0.0%	0.0%	0.0%	0.0%
Climate change	0.0%	0.0%	0.0%	0.0%	0.0%	0.0%	3.7%	2.7%	0.0%	1.8%	0.0%
Agricultural development	11.1%	23.5%	10.3%	0.0%	14.3%	4.3%	7.4%	10.8%	20.0%	16.4%	16.7%
Youth development	11.1%	5.9%	3.4%	0.0%	10.7%	0.0%	7.4%	2.7%	0.0%	1.8%	16.7%
Trade and exports	11.1%	0.0%	1.7%	0.0%	3.6%	4.3%	7.4%	0.0%	0.0%	0.0%	0.0%
Crime and violence*	11.1%	5.9%	1.7%	0.0%	0.0%	0.0%	0.0%	2.7%	13.3%	0.0%	0.0%
Economic growth	11.1%	0.0%	0.0%	14.3%	7.1%	4.3%	13.0%	8.1%	13.3%	3.6%	0.0%
Law and justice*	22.2%	0.0%	0.0%	28.6%	0.0%	4.3%	5.6%	2.7%	0.0%	9.1%	11.1%
Strengthening traditional institutions	0.0%	0.0%	0.0%	0.0%	0.0%	0.0%	0.0%	0.0%	0.0%	0.0%	0.0%
Regulatory framework*	22.2%	0.0%	0.0%	0.0%	0.0%	0.0%	0.0%	0.0%	0.0%	0.0%	0.0%
Communicable/non-communicable diseases	0.0%	0.0%	0.0%	0.0%	0.0%	0.0%	0.0%	0.0%	0.0%	0.0%	0.0%
Basic infrastructure	0.0%	0.0%	1.7%	0.0%	0.0%	0.0%	1.9%	2.7%	0.0%	1.8%	0.0%
Local governance and institutions*	0.0%	0.0%	0.0%	0.0%	17.9%	0.0%	3.7%	0.0%	6.7%	1.8%	11.1%
Natural resource management	0.0%	11.8%	3.4%	0.0%	3.6%	0.0%	1.9%	10.8%	6.7%	3.6%	0.0%
Anti corruption	0.0%	11.8%	1.7%	0.0%	0.0%	8.7%	5.6%	2.7%	6.7%	1.8%	11.1%
Disaster management	0.0%	0.0%	0.0%	0.0%	0.0%	0.0%	0.0%	0.0%	0.0%	0.0%	0.0%
Information and communications technology	0.0%	0.0%	0.0%	0.0%	0.0%	4.3%	0.0%	0.0%	0.0%	0.0%	0.0%

*Significantly different between stakeholder groups

A. General Issues facing Sierra Leone (continued)

Poverty reduction is a broad term that encompasses work in many different areas. Which THREE areas of development listed below do you believe would contribute most to reducing poverty in Sierra Leone?

Percentage of Respondents (Responses Combined)	Office of President/Prime Minister/Minister	Office of Parliamentarian	Employee of a Ministry/ Ministerial Dep/ Implementation Agency	PMU/Consultant/ Contractor on Bank project	Local Gov.	Private Sector/ Financial Sector/ Private Bank	CSO	Media	Independent Government Institution	Academia/ Research institute/ Think tank	Other
Water and sanitation	33.3%	0.0%	8.6%	0.0%	17.2%	8.7%	9.3%	7.9%	0.0%	9.1%	0.0%
Equality of opportunity	0.0%	11.8%	10.3%	14.3%	10.3%	17.4%	5.6%	15.8%	0.0%	12.7%	11.1%
Economic growth*	11.1%	35.3%	22.4%	71.4%	20.7%	52.2%	20.4%	28.9%	26.7%	20.0%	44.4%
Climate change	0.0%	0.0%	0.0%	0.0%	0.0%	0.0%	0.0%	0.0%	0.0%	1.8%	0.0%
Regional conflict and tensions	0.0%	0.0%	0.0%	0.0%	0.0%	0.0%	0.0%	0.0%	0.0%	0.0%	0.0%
Youth development	11.1%	35.3%	15.5%	0.0%	17.2%	26.1%	13.0%	39.5%	13.3%	25.5%	22.2%
Global/regional integration*	11.1%	0.0%	0.0%	14.3%	0.0%	0.0%	3.7%	0.0%	0.0%	0.0%	0.0%
Gender	0.0%	11.8%	3.4%	0.0%	0.0%	13.0%	1.9%	5.3%	0.0%	0.0%	0.0%
Rural development	22.2%	11.8%	17.2%	28.6%	20.7%	17.4%	20.4%	15.8%	33.3%	25.5%	16.7%
Urban development	0.0%	0.0%	0.0%	0.0%	3.4%	0.0%	1.9%	0.0%	0.0%	0.0%	0.0%
Regulatory framework	11.1%	0.0%	0.0%	14.3%	0.0%	0.0%	3.7%	0.0%	0.0%	1.8%	0.0%
Local governance and institutions*	0.0%	0.0%	5.2%	0.0%	20.7%	0.0%	5.6%	7.9%	0.0%	0.0%	5.6%
Creative industries development	0.0%	5.9%	3.4%	14.3%	3.4%	4.3%	5.6%	5.3%	0.0%	1.8%	11.1%
Basic infrastructure	0.0%	11.8%	12.1%	0.0%	0.0%	0.0%	13.0%	2.6%	13.3%	3.6%	0.0%
Social protection	0.0%	0.0%	5.2%	0.0%	0.0%	0.0%	3.7%	5.3%	6.7%	3.6%	0.0%
Law and justice	0.0%	11.8%	5.2%	0.0%	0.0%	0.0%	11.1%	2.6%	0.0%	3.6%	0.0%
Transport*	22.2%	5.9%	8.6%	0.0%	13.8%	0.0%	7.4%	0.0%	0.0%	12.7%	27.8%
Crime and violence	0.0%	5.9%	0.0%	0.0%	0.0%	0.0%	0.0%	2.6%	0.0%	0.0%	0.0%
Strengthening traditional institutions	0.0%	0.0%	0.0%	0.0%	0.0%	0.0%	0.0%	2.6%	0.0%	0.0%	0.0%
Communicable/non-communicable diseases	0.0%	0.0%	0.0%	0.0%	0.0%	0.0%	0.0%	0.0%	0.0%	0.0%	0.0%
Information and communications technology	0.0%	0.0%	3.4%	0.0%	0.0%	0.0%	0.0%	2.6%	0.0%	5.5%	0.0%
Security/stabilization/reconstruction	0.0%	5.9%	1.7%	0.0%	3.4%	0.0%	0.0%	0.0%	0.0%	0.0%	5.6%
Anti corruption	11.1%	11.8%	13.8%	0.0%	3.4%	8.7%	9.3%	15.8%	26.7%	10.9%	5.6%
Domestic private sector development	0.0%	0.0%	10.3%	28.6%	3.4%	13.0%	5.6%	10.5%	0.0%	3.6%	11.1%
Foreign direct investment	22.2%	5.9%	5.2%	0.0%	0.0%	4.3%	3.7%	0.0%	6.7%	3.6%	5.6%
Energy	11.1%	5.9%	25.9%	0.0%	10.3%	4.3%	7.4%	15.8%	6.7%	12.7%	11.1%
Land acquisition	0.0%	0.0%	0.0%	0.0%	0.0%	0.0%	1.9%	2.6%	0.0%	1.8%	0.0%
Public sector governance/ reform	22.2%	5.9%	5.2%	14.3%	3.4%	8.7%	13.0%	5.3%	6.7%	1.8%	11.1%
Social cohesion	0.0%	5.9%	0.0%	14.3%	3.4%	0.0%	0.0%	2.6%	0.0%	0.0%	0.0%
Education	11.1%	29.4%	29.3%	28.6%	44.8%	34.8%	42.6%	42.1%	46.7%	41.8%	33.3%
Natural resource management	22.2%	5.9%	8.6%	28.6%	6.9%	13.0%	9.3%	10.5%	6.7%	18.2%	5.6%
Environmental sustainability	0.0%	0.0%	0.0%	0.0%	0.0%	0.0%	1.9%	0.0%	0.0%	0.0%	0.0%
Health	33.3%	11.8%	6.9%	0.0%	3.4%	8.7%	9.3%	2.6%	6.7%	3.6%	5.6%
Extractive industries development	0.0%	0.0%	1.7%	0.0%	3.4%	0.0%	3.7%	0.0%	0.0%	3.6%	0.0%
Agricultural development	11.1%	23.5%	15.5%	14.3%	17.2%	26.1%	24.1%	18.4%	26.7%	25.5%	22.2%
Disaster management	0.0%	0.0%	1.7%	0.0%	0.0%	0.0%	3.7%	2.6%	0.0%	0.0%	0.0%
Job creation/employment	11.1%	35.3%	34.5%	14.3%	31.0%	26.1%	20.4%	15.8%	46.7%	23.6%	22.2%
Financial markets*	11.1%	0.0%	0.0%	0.0%	0.0%	0.0%	0.0%	0.0%	0.0%	0.0%	11.1%
Trade and exports	11.1%	0.0%	1.7%	0.0%	10.3%	4.3%	5.6%	0.0%	0.0%	3.6%	11.1%
People with disabilities	0.0%	0.0%	0.0%	0.0%	3.4%	0.0%	1.9%	0.0%	0.0%	0.0%	0.0%
Food security	0.0%	5.9%	13.8%	0.0%	17.2%	8.7%	7.4%	18.4%	6.7%	18.2%	5.6%

*Significantly different between stakeholder groups

A. General Issues facing Sierra Leone (continued)

Economic growth can be driven by a number of factors. Which THREE areas below do you believe would contribute most to generating economic growth in Sierra Leone?

Percentage of Respondents (Responses Combined)	Office of President/Prime Minister/Minister	Office of Parliamentarian	Employee of a Ministry/ Ministerial Dep/ Implementation Agency	PMU/Consultant/ Contractor on Bank project	Local Gov.	Private Sector/ Financial Sector/ Private Bank	CSO	Media	Independent Government Institution	Academia/ Research institute/ Think tank	Other
Energy	44.4%	41.2%	61.4%	57.1%	46.4%	52.2%	34.6%	39.5%	26.7%	38.2%	44.4%
Gender	0.0%	5.9%	1.8%	0.0%	7.1%	0.0%	3.8%	5.3%	0.0%	1.8%	0.0%
Equality of opportunity	0.0%	17.6%	3.5%	0.0%	0.0%	0.0%	3.8%	2.6%	6.7%	1.8%	11.1%
People with disabilities	0.0%	0.0%	3.5%	0.0%	0.0%	4.3%	3.8%	0.0%	0.0%	0.0%	0.0%
Global/regional integration	11.1%	0.0%	0.0%	0.0%	3.6%	0.0%	3.8%	0.0%	0.0%	1.8%	0.0%
Social protection	0.0%	0.0%	0.0%	0.0%	0.0%	4.3%	1.9%	2.6%	0.0%	1.8%	0.0%
Climate change	0.0%	0.0%	0.0%	0.0%	0.0%	0.0%	0.0%	2.6%	0.0%	1.8%	0.0%
Anti corruption	0.0%	17.6%	5.3%	14.3%	0.0%	8.7%	17.3%	21.1%	6.7%	5.5%	11.1%
Disaster management	11.1%	0.0%	0.0%	0.0%	0.0%	0.0%	3.8%	0.0%	6.7%	0.0%	0.0%
Extractive industries development	22.2%	5.9%	22.8%	14.3%	14.3%	8.7%	17.3%	21.1%	13.3%	9.1%	22.2%
Regional conflict and tensions	0.0%	0.0%	0.0%	0.0%	0.0%	0.0%	1.9%	0.0%	0.0%	0.0%	5.6%
Rural development	11.1%	5.9%	7.0%	0.0%	7.1%	8.7%	9.6%	13.2%	20.0%	9.1%	11.1%
Foreign direct investment	22.2%	29.4%	14.0%	14.3%	17.9%	17.4%	7.7%	7.9%	6.7%	10.9%	5.6%
Urban development	0.0%	0.0%	1.8%	0.0%	3.6%	0.0%	5.8%	0.0%	0.0%	0.0%	0.0%
Water and sanitation*	11.1%	0.0%	1.8%	0.0%	0.0%	0.0%	0.0%	2.6%	0.0%	0.0%	11.1%
Trade and exports	11.1%	29.4%	19.3%	42.9%	14.3%	21.7%	19.2%	26.3%	20.0%	18.2%	27.8%
Youth development	0.0%	0.0%	8.8%	0.0%	3.6%	0.0%	5.8%	13.2%	6.7%	10.9%	11.1%
Information and communications technology	0.0%	5.9%	3.5%	14.3%	3.6%	0.0%	5.8%	2.6%	0.0%	5.5%	0.0%
Regulatory framework	0.0%	0.0%	0.0%	0.0%	0.0%	4.3%	1.9%	0.0%	0.0%	0.0%	0.0%
Communicable/non-communicable diseases	0.0%	0.0%	0.0%	0.0%	0.0%	0.0%	0.0%	0.0%	0.0%	0.0%	0.0%
Social cohesion	0.0%	0.0%	0.0%	0.0%	0.0%	0.0%	1.9%	0.0%	0.0%	0.0%	0.0%
Public sector governance/ reform	11.1%	5.9%	19.3%	28.6%	7.1%	8.7%	13.5%	13.2%	6.7%	9.1%	5.6%
Domestic private sector development	0.0%	5.9%	8.8%	28.6%	14.3%	4.3%	11.5%	7.9%	6.7%	3.6%	0.0%
Creative industries development	0.0%	5.9%	5.3%	14.3%	10.7%	4.3%	5.8%	13.2%	20.0%	7.3%	5.6%
Job creation/employment	22.2%	29.4%	8.8%	14.3%	32.1%	26.1%	23.1%	15.8%	26.7%	34.5%	22.2%
Agricultural development	44.4%	29.4%	36.8%	28.6%	35.7%	26.1%	26.9%	18.4%	46.7%	34.5%	38.9%
Food security	0.0%	0.0%	3.5%	0.0%	14.3%	0.0%	11.5%	5.3%	6.7%	3.6%	0.0%
Transport	0.0%	0.0%	8.8%	14.3%	21.4%	13.0%	1.9%	2.6%	20.0%	9.1%	5.6%
Security/stabilization/reconstruction	11.1%	0.0%	0.0%	0.0%	0.0%	4.3%	1.9%	0.0%	0.0%	3.6%	0.0%
Strengthening traditional institutions	0.0%	0.0%	0.0%	0.0%	0.0%	0.0%	0.0%	0.0%	0.0%	0.0%	0.0%
Education	22.2%	29.4%	22.8%	0.0%	14.3%	26.1%	21.2%	23.7%	13.3%	30.9%	38.9%
Natural resource management	11.1%	17.6%	8.8%	0.0%	3.6%	17.4%	19.2%	21.1%	20.0%	12.7%	5.6%
Environmental sustainability	0.0%	0.0%	0.0%	0.0%	0.0%	0.0%	0.0%	2.6%	0.0%	1.8%	0.0%
Health	0.0%	0.0%	7.0%	0.0%	7.1%	4.3%	9.6%	7.9%	0.0%	1.8%	11.1%
Basic infrastructure	22.2%	11.8%	5.3%	14.3%	3.6%	17.4%	1.9%	2.6%	6.7%	7.3%	0.0%
Law and justice	11.1%	5.9%	3.5%	0.0%	0.0%	0.0%	0.0%	0.0%	0.0%	5.5%	5.6%
Land acquisition	0.0%	0.0%	0.0%	0.0%	3.6%	4.3%	0.0%	0.0%	0.0%	0.0%	0.0%
Local governance and institutions	0.0%	0.0%	3.5%	0.0%	7.1%	0.0%	0.0%	0.0%	0.0%	5.5%	0.0%
Crime and violence	0.0%	0.0%	0.0%	0.0%	0.0%	0.0%	0.0%	0.0%	0.0%	1.8%	0.0%
Financial markets	0.0%	5.9%	0.0%	0.0%	3.6%	13.0%	3.8%	7.9%	13.3%	5.5%	0.0%

*Significantly different between stakeholder groups

B. Overall Attitudes toward the World Bank

	Which of the following best describes your current position?																																
	Office of President/ Prime Minister/ Minister			Office of Parliamentarian			Employee of a Ministry/ Ministerial Dep/ Implementation Agency			PMU/ Consultant/ Contractor on Bank project			Local Government			Private sector/ Financial sector/ Private bank			CSO			Media			Independent Government Institution			Academia/ Research institute/ Think tank			Other		
	N	Mean	SD	N	Mean	SD	N	Mean	SD	N	Mean	SD	N	Mean	SD	N	Mean	SD	N	Mean	SD	N	Mean	SD	N	Mean	SD	N	Mean	SD	N	Mean	SD
How familiar are you with the work of the World Bank in Sierra Leone?	9	6.67	1.58	17	5.47	2.24	59	5.49	2.70	7	6.86	2.79	29	6.00	2.63	23	5.22	2.21	51	5.43	2.38	38	4.76	1.97	15	5.00	1.89	55	5.53	2.62	18	5.44	3.01

(1-Not familiar at all, 10-Extremely familiar)

	Which of the following best describes your current position?																																
	Office of President/ Prime Minister/ Minister			Office of Parliamentarian			Employee of a Ministry/ Ministerial Dep/ Implementation Agency			PMU/ Consultant/ Contractor on Bank project			Local Government			Private sector/ Financial sector/ Private bank			CSO			Media			Independent Government Institution			Academia/ Research institute/ Think tank			Other		
	N	Mean	SD	N	Mean	SD	N	Mean	SD	N	Mean	SD	N	Mean	SD	N	Mean	SD	N	Mean	SD	N	Mean	SD	N	Mean	SD	N	Mean	SD	N	Mean	SD
Overall, please rate your impression of the World Bank's effectiveness in Sierra Leone?	9	6.67	1.66	16	6.31	2.02	52	5.56	1.93	7	5.29	3.55	27	7.19	2.04	21	5.48	2.58	45	6.07	2.18	36	5.78	2.18	14	5.36	1.28	48	5.92	2.16	16	6.25	2.57

(1-Not effective at all, 10-Very effective)

	Which of the following best describes your current position?																																
	Office of President/ Prime Minister/ Minister			Office of Parliamentarian			Employee of a Ministry/ Ministerial Dep/ Implementation Agency			PMU/ Consultant/ Contractor on Bank project			Local Government			Private sector/ Financial sector/ Private bank			CSO			Media			Independent Government Institution			Academia/ Research institute/ Think tank			Other		
	N	Mean	SD	N	Mean	SD	N	Mean	SD	N	Mean	SD	N	Mean	SD	N	Mean	SD	N	Mean	SD	N	Mean	SD	N	Mean	SD	N	Mean	SD	N	Mean	SD
To what extent do you believe the World Bank's staff is well prepared to help Sierra Leone solve its most complicated development challenges?	9	6.78	1.72	12	5.75	2.26	48	5.63	1.82	7	7.86	2.67	26	7.04	2.01	21	5.67	2.18	41	6.54	2.53	32	5.66	2.21	12	5.50	1.68	44	6.32	2.15	14	6.14	2.18

(1-To no degree at all, 10-To a very significant degree)

B. Overall Attitudes toward the World Bank (continued)

When thinking about how the World Bank can have the most impact on development results in Sierra Leone, in which sectoral areas do you believe the World Bank should focus most of its attention and resources in Sierra Leone? (Choose no more than THREE)

Percentage of Respondents (Responses Combined)	Office of President/Prime Minister/Minister	Office of Parliamentarian	Employee of a Ministry/ Ministerial Dep/ Implementation Agency	PMU/Consultant/ Contractor on Bank project	Local Gov.	Private Sector/ Financial Sector/ Private Bank	CSO	Media	Independent Government Institution	Academia/ Research institute/ Think tank	Other
Social protection	0.0%	5.9%	6.8%	0.0%	3.4%	4.3%	3.7%	0.0%	0.0%	3.6%	5.6%
Security/stabilization/reconstruction*	11.1%	11.8%	16.9%	14.3%	0.0%	8.7%	1.9%	5.4%	0.0%	1.8%	0.0%
Public sector governance/ reform*	33.3%	23.5%	23.7%	71.4%	17.2%	34.8%	24.1%	29.7%	21.4%	7.3%	27.8%
Transport	22.2%	23.5%	20.3%	14.3%	24.1%	8.7%	11.1%	8.1%	7.1%	10.9%	11.1%
Land acquisition	0.0%	5.9%	0.0%	0.0%	3.4%	0.0%	1.9%	0.0%	0.0%	0.0%	0.0%
Poverty reduction*	44.4%	17.6%	25.4%	28.6%	17.2%	26.1%	24.1%	54.1%	42.9%	14.5%	33.3%
Global/regional integration	0.0%	0.0%	0.0%	0.0%	3.4%	0.0%	0.0%	0.0%	0.0%	1.8%	5.6%
Gender	0.0%	5.9%	0.0%	0.0%	3.4%	4.3%	0.0%	2.7%	0.0%	0.0%	5.6%
Crime and violence*	0.0%	0.0%	0.0%	14.3%	0.0%	0.0%	0.0%	0.0%	0.0%	0.0%	0.0%
Creative industries development	0.0%	5.9%	3.4%	0.0%	10.3%	8.7%	5.6%	10.8%	0.0%	3.6%	0.0%
Rural development	22.2%	17.6%	10.2%	14.3%	6.9%	4.3%	5.6%	13.5%	7.1%	9.1%	22.2%
Domestic private sector development	11.1%	5.9%	5.1%	0.0%	10.3%	8.7%	3.7%	5.4%	0.0%	3.6%	5.6%
Foreign direct investment	0.0%	5.9%	1.7%	0.0%	0.0%	4.3%	3.7%	0.0%	0.0%	3.6%	0.0%
Water and sanitation	11.1%	5.9%	3.4%	0.0%	3.4%	0.0%	7.4%	10.8%	0.0%	10.9%	11.1%
Energy	44.4%	29.4%	27.1%	14.3%	20.7%	30.4%	14.8%	13.5%	21.4%	25.5%	33.3%
Extractive industries development	0.0%	0.0%	11.9%	0.0%	3.4%	8.7%	0.0%	2.7%	7.1%	10.9%	11.1%
Social cohesion*	0.0%	0.0%	1.7%	14.3%	0.0%	0.0%	0.0%	0.0%	0.0%	0.0%	5.6%
Job creation/employment	0.0%	5.9%	11.9%	0.0%	6.9%	17.4%	20.4%	13.5%	28.6%	10.9%	5.6%
Financial markets	0.0%	0.0%	3.4%	0.0%	3.4%	8.7%	0.0%	0.0%	0.0%	3.6%	5.6%
Urban development	0.0%	0.0%	1.7%	0.0%	0.0%	0.0%	1.9%	0.0%	0.0%	1.8%	0.0%
Environmental sustainability	0.0%	0.0%	0.0%	0.0%	0.0%	4.3%	7.4%	2.7%	0.0%	3.6%	5.6%
Equality of opportunity*	0.0%	11.8%	0.0%	0.0%	0.0%	0.0%	0.0%	0.0%	0.0%	1.8%	0.0%
Regional conflict and tensions	0.0%	0.0%	0.0%	0.0%	0.0%	0.0%	0.0%	0.0%	0.0%	1.8%	0.0%
Health	0.0%	11.8%	23.7%	14.3%	17.2%	13.0%	25.9%	32.4%	14.3%	29.1%	11.1%
Education*	11.1%	52.9%	37.3%	14.3%	48.3%	26.1%	50.0%	37.8%	50.0%	60.0%	27.8%
Youth development	0.0%	0.0%	8.5%	14.3%	10.3%	0.0%	5.6%	10.8%	7.1%	7.3%	11.1%
Food security	33.3%	17.6%	6.8%	14.3%	6.9%	4.3%	7.4%	2.7%	0.0%	9.1%	0.0%
Climate change	0.0%	0.0%	0.0%	0.0%	3.4%	0.0%	0.0%	0.0%	0.0%	0.0%	0.0%
Agricultural development	22.2%	5.9%	15.3%	14.3%	17.2%	13.0%	13.0%	10.8%	35.7%	21.8%	33.3%
Trade and exports	0.0%	0.0%	0.0%	0.0%	3.4%	0.0%	1.9%	2.7%	0.0%	3.6%	0.0%
Strengthening traditional institutions	0.0%	0.0%	0.0%	0.0%	0.0%	4.3%	1.9%	2.7%	0.0%	1.8%	0.0%
Economic growth	0.0%	11.8%	6.8%	0.0%	6.9%	26.1%	9.3%	13.5%	14.3%	9.1%	5.6%
Law and justice	0.0%	0.0%	3.4%	14.3%	0.0%	4.3%	11.1%	0.0%	7.1%	10.9%	0.0%
Local governance and institutions*	0.0%	5.9%	3.4%	28.6%	27.6%	0.0%	3.7%	0.0%	0.0%	1.8%	5.6%
Regulatory framework*	11.1%	0.0%	0.0%	0.0%	0.0%	0.0%	0.0%	2.7%	0.0%	0.0%	0.0%
Communicable/non-communicable diseases	0.0%	0.0%	0.0%	0.0%	0.0%	0.0%	1.9%	0.0%	0.0%	0.0%	0.0%
People with disabilities*	22.2%	0.0%	0.0%	0.0%	0.0%	0.0%	1.9%	0.0%	7.1%	0.0%	0.0%
Basic infrastructure	0.0%	5.9%	3.4%	0.0%	6.9%	8.7%	7.4%	5.4%	7.1%	5.5%	5.6%
Natural resource management	0.0%	0.0%	5.1%	0.0%	10.3%	4.3%	9.3%	2.7%	7.1%	3.6%	0.0%
Information and communications technology	0.0%	0.0%	0.0%	0.0%	0.0%	4.3%	5.6%	0.0%	0.0%	1.8%	0.0%
Anti corruption	0.0%	5.9%	3.4%	0.0%	0.0%	4.3%	5.6%	0.0%	14.3%	1.8%	5.6%
Disaster management*	0.0%	0.0%	0.0%	0.0%	0.0%	0.0%	0.0%	0.0%	7.1%	0.0%	0.0%

*Significantly different between stakeholder groups

B. Overall Attitudes toward the World Bank (continued)

When thinking about the World Bank's role, which activity do you believe is of greatest VALUE and which activity is of second greatest value in Sierra Leone?

Greatest Value	Office of President/Prime Minister/Minister	Office of Parliamentarian	Employee of a Ministry/ Ministerial Dep/ Implementation Agency	PMU/Consultant/ Contractor on Bank project	Local Gov.	Private Sector/ Financial Sector/ Private Bank	CSO	Media	Independent Government Institution	Academia/ Research institute/ Think tank	Other
Financial resources: investment lending	0.0%	28.6%	14.8%	0.0%	22.7%	10.5%	25.6%	7.9%	15.4%	16.7%	14.3%
Financial resources: policy based lending / budget support to the Government	80.0%	35.7%	38.9%	28.6%	40.9%	36.8%	20.9%	47.4%	30.8%	29.2%	35.7%
Mobilizing third party financial resources	0.0%	0.0%	1.9%	14.3%	0.0%	10.5%	2.3%	0.0%	0.0%	0.0%	0.0%
Technical assistance*	0.0%	21.4%	7.4%	42.9%	9.1%	5.3%	4.7%	13.2%	7.7%	22.9%	0.0%
Policy advice	0.0%	0.0%	3.7%	0.0%	0.0%	21.1%	7.0%	2.6%	7.7%	2.1%	7.1%
Donor coordination	0.0%	0.0%	5.6%	0.0%	0.0%	5.3%	14.0%	2.6%	0.0%	6.3%	14.3%
Data	20.0%	0.0%	1.9%	0.0%	0.0%	0.0%	2.3%	2.6%	0.0%	4.2%	14.3%
Training/capacity building	0.0%	0.0%	25.9%	14.3%	9.1%	5.3%	18.6%	10.5%	38.5%	12.5%	14.3%
Studies/analyses	0.0%	0.0%	0.0%	0.0%	4.5%	0.0%	0.0%	2.6%	0.0%	2.1%	0.0%
Convening/facilitating	0.0%	0.0%	0.0%	0.0%	0.0%	0.0%	2.3%	0.0%	0.0%	0.0%	0.0%
Linkage to non-Bank expertise	0.0%	0.0%	1.9%	0.0%	0.0%	0.0%	7.0%	0.0%	0.0%	0.0%	0.0%
Strategy formulation	0.0%	14.3%	3.7%	0.0%	13.6%	5.3%	9.3%	10.5%	0.0%	4.2%	0.0%
Other	0.0%	0.0%	0.0%	0.0%	0.0%	0.0%	0.0%	0.0%	0.0%	0.0%	0.0%

*Significantly different between stakeholder groups

2nd Greatest Value	Office of President/Prime Minister/Minister	Office of Parliamentarian	Employee of a Ministry/ Ministerial Dep/ Implementation Agency	PMU/Consultant/ Contractor on Bank project	Local Gov.	Private Sector/ Financial Sector/ Private Bank	CSO	Media	Independent Government Institution	Academia/ Research institute/ Think tank	Other
Financial resources: investment lending	0.0%	0.0%	13.2%	14.3%	13.6%	11.1%	15.9%	8.1%	0.0%	4.2%	0.0%
Financial resources: policy based lending / budget support to the Government	0.0%	16.7%	15.1%	28.6%	9.1%	16.7%	15.9%	13.5%	30.8%	8.3%	30.8%
Mobilizing third party financial resources	0.0%	0.0%	5.7%	0.0%	13.6%	11.1%	11.4%	5.4%	0.0%	6.3%	7.7%
Technical assistance*	40.0%	50.0%	32.1%	0.0%	9.1%	16.7%	20.5%	5.4%	15.4%	16.7%	15.4%
Policy advice	0.0%	0.0%	9.4%	0.0%	4.5%	11.1%	2.3%	16.2%	0.0%	8.3%	7.7%
Donor coordination	20.0%	16.7%	3.8%	28.6%	18.2%	11.1%	11.4%	13.5%	0.0%	10.4%	15.4%
Data	20.0%	0.0%	3.8%	0.0%	0.0%	0.0%	0.0%	5.4%	0.0%	2.1%	0.0%
Training/capacity building	20.0%	8.3%	9.4%	28.6%	18.2%	5.6%	15.9%	18.9%	30.8%	16.7%	15.4%
Studies/analyses	0.0%	0.0%	3.8%	0.0%	0.0%	0.0%	4.5%	0.0%	0.0%	4.2%	0.0%
Convening/facilitating	0.0%	8.3%	1.9%	0.0%	0.0%	0.0%	4.5%	0.0%	0.0%	2.1%	0.0%
Linkage to non-Bank expertise	0.0%	0.0%	1.9%	0.0%	4.5%	0.0%	0.0%	2.7%	7.7%	0.0%	0.0%
Strategy formulation	0.0%	0.0%	15.1%	0.0%	9.1%	16.7%	4.5%	10.8%	15.4%	20.8%	7.7%
Other	0.0%	0.0%	0.0%	0.0%	0.0%	0.0%	2.3%	0.0%	0.0%	0.0%	0.0%

*Significantly different between stakeholder groups

B. Overall Attitudes toward the World Bank (continued)**Which of the following do you identify as the World Bank's greatest WEAKNESSES in its work in Sierra Leone? (Choose no more than TWO)**

Percentage of Respondents (Responses Combined)	Office of President/Prime Minister/Minister	Office of Parliamentarian	Employee of a Ministry/ Ministerial Dep/ Implementation Agency	PMU/Consultant/ Contractor on Bank project	Local Gov.	Private Sector/ Financial Sector/ Private Bank	CSO	Media	Independent Government Institution	Academia/ Research institute/ Think tank	Other
Imposing technocratic solutions without regard to political realities	11.1%	35.3%	32.7%	14.3%	22.2%	27.3%	19.6%	28.9%	14.3%	22.2%	20.0%
Not exploring alternative policy options	0.0%	5.9%	7.3%	0.0%	14.8%	9.1%	5.9%	10.5%	7.1%	9.3%	13.3%
Too bureaucratic in its operational policies and procedures	22.2%	35.3%	32.7%	28.6%	63.0%	27.3%	35.3%	36.8%	28.6%	33.3%	33.3%
Staff too inaccessible	11.1%	5.9%	7.3%	0.0%	7.4%	4.5%	7.8%	2.6%	14.3%	9.3%	0.0%
Arrogant in its approach*	22.2%	0.0%	0.0%	0.0%	3.7%	0.0%	3.9%	0.0%	0.0%	3.7%	13.3%
Not client focused	0.0%	0.0%	3.6%	14.3%	0.0%	0.0%	5.9%	2.6%	7.1%	0.0%	0.0%
The credibility of its knowledge/data*	0.0%	0.0%	0.0%	14.3%	7.4%	0.0%	2.0%	0.0%	14.3%	1.9%	0.0%
Not willing to honestly criticize policies and reform efforts in the country	11.1%	5.9%	7.3%	28.6%	7.4%	18.2%	9.8%	21.1%	21.4%	13.0%	13.3%
Its advice and strategies do not lend themselves to practical problem solving	0.0%	5.9%	3.6%	14.3%	3.7%	4.5%	9.8%	2.6%	0.0%	14.8%	0.0%
Too influenced by developed countries	22.2%	5.9%	18.2%	14.3%	7.4%	27.3%	15.7%	15.8%	35.7%	13.0%	40.0%
Not enough public disclosure of its work	33.3%	35.3%	7.3%	28.6%	3.7%	18.2%	15.7%	23.7%	14.3%	16.7%	13.3%
World Bank processes too slow and complex	11.1%	11.8%	14.5%	0.0%	22.2%	27.3%	15.7%	18.4%	7.1%	22.2%	13.3%
Not aligned with country priorities	0.0%	5.9%	3.6%	0.0%	0.0%	0.0%	9.8%	0.0%	0.0%	5.6%	13.3%
Not aligned with other donors' work	11.1%	5.9%	12.7%	0.0%	0.0%	0.0%	2.0%	0.0%	7.1%	3.7%	6.7%
Not collaborating enough with non-state actors	11.1%	11.8%	12.7%	0.0%	3.7%	18.2%	17.6%	18.4%	0.0%	3.7%	0.0%
Not adequately sensitive to political/social realities in Sierra Leone	11.1%	11.8%	14.5%	14.3%	14.8%	13.6%	5.9%	2.6%	7.1%	9.3%	0.0%
Not focused enough on issues that are unique to post-conflict countries	11.1%	5.9%	5.5%	0.0%	3.7%	0.0%	3.9%	7.9%	0.0%	5.6%	0.0%
Inadequate number of World Bank staff members located in the country	11.1%	5.9%	7.3%	14.3%	7.4%	0.0%	3.9%	0.0%	14.3%	9.3%	20.0%
Other	0.0%	0.0%	3.6%	0.0%	0.0%	0.0%	0.0%	0.0%	0.0%	1.9%	0.0%

*Significantly different between stakeholder groups

Which World Bank instruments do you believe are the MOST effective in reducing poverty in Sierra Leone? (Choose no more than TWO)

Percentage of Respondents (Responses Combined)	Office of President/Prime Minister/Minister	Office of Parliamentarian	Employee of a Ministry/ Ministerial Dep/ Implementation Agency	PMU/Consultant/ Contractor on Bank project	Local Gov.	Private Sector/ Financial Sector/ Private Bank	CSO	Media	Independent Government Institution	Academia/ Research institute/ Think tank	Other
Capacity development	22.2%	58.8%	56.9%	62.5%	62.1%	52.2%	60.4%	52.6%	42.9%	50.9%	55.6%
Policy based lending / budget support to the Government	44.4%	29.4%	29.3%	25.0%	44.8%	30.4%	24.5%	31.6%	28.6%	36.4%	50.0%
Knowledge products/services	11.1%	0.0%	5.2%	12.5%	6.9%	13.0%	13.2%	5.3%	21.4%	5.5%	11.1%
Investment lending	22.2%	17.6%	22.4%	37.5%	20.7%	26.1%	13.2%	21.1%	28.6%	27.3%	38.9%
Technical assistance	22.2%	17.6%	27.6%	25.0%	34.5%	34.8%	13.2%	18.4%	21.4%	27.3%	11.1%
Trust Fund management	33.3%	5.9%	15.5%	0.0%	3.4%	0.0%	9.4%	10.5%	14.3%	12.7%	0.0%
Co-financing arrangements	44.4%	17.6%	12.1%	0.0%	6.9%	13.0%	18.9%	21.1%	14.3%	12.7%	5.6%
Sector-wide approaches	0.0%	0.0%	10.3%	37.5%	3.4%	4.3%	7.5%	7.9%	7.1%	3.6%	11.1%
Emergency Recovery lending	0.0%	23.5%	1.7%	0.0%	0.0%	8.7%	7.5%	10.5%	7.1%	5.5%	11.1%
Other*	0.0%	0.0%	0.0%	0.0%	0.0%	8.7%	0.0%	0.0%	0.0%	0.0%	5.6%
Don't know	0.0%	11.8%	10.3%	0.0%	6.9%	0.0%	9.4%	5.3%	7.1%	3.6%	0.0%

*Significantly different between stakeholder groups

B. Overall Attitudes toward the World Bank (continued)

	Which of the following best describes your current position?																																
	Office of President/ Prime Minister/ Minister			Office of Parliamentarian			Employee of a Ministry/ Ministerial Dep/ Implementation Agency			PMU/ Consultant/ Contractor on Bank project			Local Government			Private sector/ Financial sector/ Private bank			CSO			Media			Independent Government Institution			Academia/ Research institute/ Think tank			Other		
	N	Mean	SD	N	Mean	SD	N	Mean	SD	N	Mean	SD	N	Mean	SD	N	Mean	SD	N	Mean	SD	N	Mean	SD	N	Mean	SD	N	Mean	SD	N	Mean	SD
To what extent do you believe the World Bank SHOULD seek to influence the global development agenda as related to “global public goods”?	9	7.00	2.00	15	7.33	2.09	48	7.42	2.21	6	7.67	3.39	28	7.29	2.35	22	7.68	2.57	47	7.68	2.04	36	7.94	1.91	13	8.08	1.38	50	7.64	2.31	17	7.18	2.51

(1-To no degree at all, 10-To a very significant degree)

In addition to the regular relations with the national government as its main interlocutor, which TWO of the following groups should the World Bank collaborate with more in your country to ensure better development results there? (Choose no more than TWO)

Percentage of Respondents (Responses Combined)	Office of President/Prime Minister/Minister	Office of Parliamentarian	Employee of a Ministry/ Ministerial Dep/ Implementation Agency	PMU/Consultant/ Contractor on Bank project	Local Gov.	Private Sector/ Financial Sector/ Private Bank	CSO	Media	Independent Government Institution	Academia/ Research institute/ Think tank	Other
NGOs	30.0%	29.4%	12.1%	25.0%	10.3%	26.1%	31.5%	15.4%	6.7%	17.0%	11.1%
Local Government*	30.0%	41.2%	55.2%	75.0%	93.1%	30.4%	38.9%	43.6%	40.0%	41.5%	55.6%
Beneficiaries*	30.0%	0.0%	20.7%	25.0%	27.6%	4.3%	18.5%	15.4%	53.3%	24.5%	22.2%
Private sector*	30.0%	23.5%	41.4%	12.5%	10.3%	60.9%	14.8%	15.4%	26.7%	15.1%	22.2%
Traditional authorities	0.0%	0.0%	1.7%	0.0%	3.4%	0.0%	1.9%	0.0%	0.0%	0.0%	11.1%
Community Based Organizations (CBOs)	0.0%	5.9%	10.3%	0.0%	20.7%	13.0%	25.9%	20.5%	20.0%	18.9%	22.2%
Donor community	10.0%	5.9%	6.9%	0.0%	0.0%	8.7%	7.4%	12.8%	6.7%	5.7%	5.6%
Foundations	0.0%	0.0%	1.7%	0.0%	0.0%	4.3%	1.9%	0.0%	0.0%	0.0%	0.0%
Academia/think tanks/research institutes*	0.0%	5.9%	15.5%	0.0%	6.9%	8.7%	11.1%	10.3%	20.0%	35.8%	16.7%
Parliament*	10.0%	47.1%	10.3%	0.0%	3.4%	0.0%	3.7%	5.1%	0.0%	11.3%	5.6%
Media*	40.0%	11.8%	3.4%	12.5%	0.0%	8.7%	5.6%	48.7%	0.0%	18.9%	11.1%
Faith based organizations*	10.0%	5.9%	0.0%	12.5%	3.4%	4.3%	18.5%	5.1%	0.0%	7.5%	0.0%
UN and regional peace keeping forces	0.0%	0.0%	3.4%	12.5%	6.9%	4.3%	0.0%	0.0%	0.0%	0.0%	0.0%
Emerging donors	0.0%	0.0%	1.7%	0.0%	0.0%	0.0%	0.0%	0.0%	0.0%	0.0%	5.6%
UN agencies	10.0%	11.8%	5.2%	25.0%	3.4%	0.0%	7.4%	5.1%	0.0%	1.9%	0.0%
Regional organizations*	0.0%	5.9%	1.7%	0.0%	3.4%	0.0%	3.7%	2.6%	26.7%	1.9%	0.0%
Other	0.0%	0.0%	3.4%	0.0%	0.0%	8.7%	3.7%	0.0%	0.0%	0.0%	11.1%

*Significantly different between stakeholder groups

B. Overall Attitudes toward the World Bank (continued)**To what extent do you agree with the following statements about the World Bank's work in Sierra Leone, on a ten point scale? (1-Strongly disagree, 10-Strongly agree)**

	Which of the following best describes your current position?																																
	Office of President/ Prime Minister/ Minister			Office of Parliamentarian			Employee of a Ministry/ Ministerial Dep/ Implementation Agency			PMU/ Consultant/ Contractor on Bank project			Local Government			Private sector/ Financial sector/ Private bank			CSO			Media			Independent Government Institution			Academia/ Research institute/ Think tank			Other		
	N	Mean	SD	N	Mean	SD	N	Mean	SD	N	Mean	SD	N	Mean	SD	N	Mean	SD	N	Mean	SD	N	Mean	SD	N	Mean	SD	N	Mean	SD			
Overall the World Bank currently plays a relevant role in development in Sierra Leone	10	7.20	2.44	16	6.69	2.39	53	6.55	2.16	6	8.50	2.07	26	7.15	2.54	20	5.80	2.91	49	6.90	2.49	37	6.22	2.17	13	7.00	1.96	54	7.07	2.48	18	7.28	2.30
The World Bank's work is aligned with what I consider the development priorities for Sierra Leone*	10	7.20	1.75	15	5.80	1.52	50	6.30	1.76	6	7.17	2.48	25	7.32	2.27	21	4.90	2.21	47	5.79	2.41	37	6.41	1.95	13	6.23	2.13	54	6.11	2.39	17	7.06	2.28
The World Bank supports programs and strategies that are realistic for Sierra Leone	10	6.70	2.11	15	6.53	1.64	51	6.25	2.02	6	6.50	2.88	25	6.92	2.45	22	5.18	2.79	45	5.93	2.61	35	6.06	1.92	14	6.07	1.90	53	6.21	2.23	18	6.56	2.62
The World Bank treats clients and stakeholders in Sierra Leone with respect	10	6.70	1.70	15	5.40	1.59	43	6.16	2.05	5	5.80	3.11	25	6.20	2.68	19	5.42	2.19	42	5.69	2.27	32	5.97	2.06	13	6.77	2.01	45	6.80	1.85	17	6.06	3.19

*Significantly different between stakeholder groups

To what extent is the World Bank an effective development partner in Sierra Leone, in terms of each of the following? (1-To no degree at all, 10-To a very significant degree)

	Which of the following best describes your current position?																																
	Office of President/ Prime Minister/ Minister			Office of Parliamentarian			Employee of a Ministry/ Ministerial Dep/ Implementation Agency			PMU/ Consultant/ Contractor on Bank project			Local Government			Private sector/ Financial sector/ Private bank			CSO			Media			Independent Government Institution			Academia/ Research institute/ Think tank			Other		
	N	Mean	SD	N	Mean	SD	N	Mean	SD	N	Mean	SD	N	Mean	SD	N	Mean	SD	N	Mean	SD	N	Mean	SD	N	Mean	SD	N	Mean	SD	N	Mean	SD
Responsiveness	10	7.30	2.26	15	6.13	2.56	47	5.87	2.00	5	7.20	2.05	25	6.08	2.10	19	5.11	2.47	43	5.51	2.38	32	5.53	1.98	13	6.15	2.03	53	6.08	2.38	17	6.24	2.59
Flexibility (in terms of the institution's products and services)	10	6.10	1.60	14	4.93	1.73	45	5.64	2.00	5	6.40	2.07	25	6.00	2.36	18	5.06	2.15	43	4.91	2.10	33	4.97	1.86	13	5.00	1.78	51	5.78	2.23	16	5.38	2.16
Flexibility (in terms of changing country circumstances)	9	6.56	1.33	16	4.75	1.95	45	5.47	2.13	5	6.40	1.67	25	6.12	2.03	19	5.26	2.23	42	5.33	2.15	32	5.16	1.82	15	4.80	1.86	51	5.51	2.25	16	5.88	2.45
Being inclusive	9	6.22	1.86	15	5.67	2.66	49	5.71	1.91	5	6.60	2.41	24	6.75	2.15	19	5.32	2.38	44	5.30	2.09	36	5.08	2.10	14	5.86	2.18	51	5.61	2.12	16	5.56	2.58
Openness (sharing data and other information)	10	6.20	1.99	15	5.73	2.58	45	6.18	2.36	4	6.75	2.63	26	6.77	2.34	20	5.35	2.35	43	5.74	2.47	33	5.06	2.42	13	6.46	1.90	50	6.46	2.32	17	5.94	3.17
Staff accessibility	10	5.80	2.53	14	4.64	2.17	44	5.61	2.39	5	6.20	2.77	26	5.04	2.07	18	3.89	2.14	41	4.93	2.17	34	4.29	1.98	14	4.93	2.46	49	5.00	2.05	16	4.75	2.44
Straightforwardness and honesty	10	7.10	2.47	16	6.38	2.16	48	6.67	2.00	4	8.25	1.71	24	7.50	1.84	19	5.58	2.32	37	6.22	2.35	29	6.00	2.70	13	6.31	2.46	50	6.16	2.68	16	5.75	2.59
Collaboration with groups outside of the Government (e.g., NGOs, academia, private sector)*	10	6.30	2.11	16	6.44	2.13	49	6.14	1.89	6	7.67	2.07	23	6.87	2.01	20	4.70	2.25	47	5.38	2.61	35	5.94	2.48	13	7.08	1.89	52	5.46	2.59	17	6.24	2.99
Collaboration with the Government	9	7.44	1.94	15	8.07	1.94	50	7.50	2.12	6	8.67	1.03	26	8.23	1.86	16	7.94	2.26	46	7.28	2.32	36	7.11	2.20	15	7.80	1.66	54	7.65	2.18	17	7.71	2.28
Collaboration with other donors	9	7.22	1.86	15	7.53	1.88	43	7.05	2.16	4	7.50	2.08	25	7.24	2.15	17	6.53	2.48	44	6.86	2.13	33	6.61	2.12	14	7.57	1.79	49	6.96	2.20	15	7.67	1.99
Follow through over time	6	6.83	2.32	15	5.93	2.52	40	6.58	2.32	4	7.50	2.38	23	6.65	2.21	15	5.07	1.33	40	6.18	2.27	31	5.32	2.02	12	6.25	1.66	47	6.17	2.44	12	6.17	2.95

*Significantly different between stakeholder groups

B. Overall Attitudes toward the World Bank (continued)

When World Bank assisted reform efforts fail or are slow to take place, which THREE of the following would you attribute this to? (Choose no more than TWO)

Percentage of Respondents (Responses Combined)	Office of President/Prime Minister/Minister	Office of Parliamentarian	Employee of a Ministry/ Ministerial Dep/ Implementation Agency	PMU/Consultant/ Contractor on Bank project	Local Gov.	Private Sector/ Financial Sector/ Private Bank	CSO	Media	Independent Government Institution	Academia/ Research institute/ Think tank	Other
The World Bank works too slowly	44.4%	50.0%	35.6%	37.5%	41.4%	23.8%	39.6%	51.4%	26.7%	29.6%	38.9%
The Government works inefficiently	44.4%	25.0%	42.4%	25.0%	41.4%	47.6%	37.7%	43.2%	40.0%	50.0%	22.2%
There is not an adequate level of citizen/civil society participation*	22.2%	37.5%	25.4%	62.5%	41.4%	23.8%	47.2%	54.1%	46.7%	22.2%	38.9%
Poor donor coordination	22.2%	25.0%	28.8%	25.0%	13.8%	9.5%	26.4%	10.8%	13.3%	27.8%	16.7%
The World Bank does not do adequate follow through/follow-up	11.1%	31.3%	18.6%	25.0%	13.8%	19.0%	11.3%	29.7%	26.7%	25.9%	27.8%
Lack of/inadequate levels of capacity in Government	33.3%	43.8%	32.2%	37.5%	31.0%	14.3%	20.8%	16.2%	20.0%	29.6%	38.9%
Political pressures and obstacles	11.1%	12.5%	22.0%	37.5%	31.0%	47.6%	41.5%	16.2%	26.7%	25.9%	27.8%
Reforms are not well thought out in light of country challenges	22.2%	31.3%	30.5%	25.0%	10.3%	14.3%	30.2%	29.7%	26.7%	22.2%	16.7%
The World Bank is not sensitive enough to political/social realities on the ground	33.3%	12.5%	13.6%	12.5%	31.0%	23.8%	17.0%	13.5%	26.7%	24.1%	33.3%
Ongoing conflict and instability*	33.3%	6.3%	0.0%	0.0%	17.2%	0.0%	7.5%	5.4%	6.7%	7.4%	16.7%
Inadequate funding*	0.0%	12.5%	37.3%	12.5%	6.9%	23.8%	5.7%	21.6%	26.7%	24.1%	11.1%
Other*	0.0%	0.0%	3.4%	0.0%	0.0%	14.3%	0.0%	2.7%	0.0%	0.0%	5.6%

*Significantly different between stakeholder groups

C. World Bank Effectiveness and Results

How effective do you believe the World Bank is in terms of the work it does in the following areas of development in Sierra Leone, on a ten point scale? (1-Not effective at all, 10-Very effective)

	Which of the following best describes your current position?																																
	Office of President/ Prime Minister/ Minister			Office of Parliamentarian			Employee of a Ministry/ Ministerial Dep/ Implementation Agency			PMU/ Consultant/ Contractor on Bank project			Local Government			Private sector/ Financial sector/ Private bank			CSO			Media			Independent Government Institution			Academia/ Research institute/ Think tank			Other		
	N	Mean	SD	N	Mean	SD	N	Mean	SD	N	Mean	SD	N	Mean	SD	N	Mean	SD	N	Mean	SD	N	Mean	SD	N	Mean	SD	N	Mean	SD	N	Mean	SD
Anti corruption	9	5.56	1.59	15	4.53	1.73	44	5.45	2.43	6	4.67	3.01	27	5.30	2.67	18	4.78	2.98	42	5.57	2.55	32	4.75	2.33	12	3.83	1.99	46	4.78	2.59	14	5.36	3.25
Information and communications technology	9	6.22	1.79	15	4.60	1.40	41	5.46	1.92	6	5.17	2.93	28	5.89	2.13	19	5.47	2.70	40	5.88	2.45	30	4.63	2.14	11	4.82	2.36	49	4.96	2.19	13	6.08	2.87
Transport	9	5.78	1.39	12	5.08	2.27	40	5.75	2.35	6	5.17	3.13	26	6.04	2.51	15	5.40	2.10	36	6.11	2.65	33	4.58	2.51	12	5.33	2.10	51	5.37	2.45	15	5.80	2.81
Crime and violence*	9	5.78	1.79	15	4.60	2.23	39	4.28	2.24	4	5.50	2.65	26	5.38	2.30	16	3.75	1.77	38	5.79	2.69	30	3.87	2.10	12	4.08	2.19	45	4.31	2.16	12	4.50	2.61
Regional conflict and tensions*	9	6.00	2.78	15	4.33	2.06	42	4.88	1.94	5	6.20	1.64	25	5.64	2.02	16	5.44	2.63	36	5.69	2.35	30	4.27	2.10	11	4.36	1.50	41	3.76	2.34	12	5.00	2.37
Extractive industries development	9	5.89	2.52	15	4.00	1.46	42	5.26	2.34	5	5.80	2.77	24	5.00	2.34	17	5.06	1.92	37	5.81	2.34	32	4.19	2.19	11	4.91	2.07	43	4.74	2.09	14	4.93	2.13
Law and justice	8	5.25	1.58	15	4.80	2.01	43	5.37	2.40	3	6.67	3.51	27	5.89	2.38	18	5.06	2.13	40	6.00	2.32	31	4.39	2.11	14	3.93	1.38	43	5.02	2.53	15	5.27	2.81
Urban development	9	6.22	2.49	15	4.67	1.91	43	5.67	2.25	6	6.00	2.53	27	5.63	2.10	17	5.06	1.82	42	5.67	2.35	32	4.72	2.02	13	5.46	2.07	47	5.23	2.45	15	5.80	1.74
Environmental sustainability	9	6.11	1.90	16	4.50	1.83	45	5.82	2.24	4	6.00	2.83	27	5.89	2.36	18	4.94	1.83	39	5.46	2.60	30	4.63	2.16	13	5.08	2.40	46	5.13	2.33	15	5.53	2.07
Regulatory framework	10	6.80	2.15	14	4.93	2.13	39	5.77	2.10	6	5.67	2.16	26	5.96	2.25	17	5.29	2.02	38	5.97	2.39	32	5.13	2.27	10	5.60	1.43	46	5.07	2.36	13	5.54	2.11
Basic infrastructure	9	6.78	1.92	16	5.38	2.03	48	5.75	2.01	5	6.20	2.59	27	6.22	2.10	17	5.71	1.61	40	5.98	2.49	35	5.31	2.22	12	5.00	2.30	47	5.70	2.11	16	5.56	2.39
Land acquisition	8	5.38	2.72	15	4.20	2.24	41	4.54	2.36	4	5.00	2.45	26	4.85	2.26	16	4.56	2.19	37	5.32	2.52	30	3.87	2.50	13	5.23	2.49	43	4.19	2.58	14	4.36	1.60
Communicable/non-communicable diseases	9	6.00	2.74	15	5.47	1.77	47	6.09	1.92	4	6.75	2.50	27	6.48	2.21	18	5.89	1.37	41	5.63	2.42	32	5.44	2.33	12	6.00	2.00	46	5.37	2.43	15	5.47	1.55
Poverty reduction	10	6.70	2.26	13	5.23	2.05	53	6.26	2.27	6	6.67	2.16	28	6.18	2.48	17	5.47	2.35	44	5.98	2.64	35	5.46	1.88	14	5.79	2.64	48	5.63	2.39	17	5.76	2.44
Gender	8	6.88	2.03	14	4.71	2.52	44	6.14	1.96	5	7.00	2.12	28	6.43	2.27	18	5.61	2.50	40	6.33	2.44	31	5.10	2.43	13	5.62	2.10	47	5.81	2.36	16	6.13	2.16
Domestic private sector development	9	6.78	1.79	15	4.40	2.06	48	5.77	2.36	4	5.75	3.40	27	5.41	1.80	18	5.00	2.20	39	5.82	2.29	32	4.84	1.94	11	5.55	1.37	45	5.36	2.15	16	6.06	2.05
Foreign direct investment	8	6.38	1.85	15	5.07	2.25	43	5.77	2.32	4	7.25	2.50	26	5.50	2.20	17	5.41	2.00	40	6.58	2.12	31	5.45	2.19	12	6.08	1.93	46	5.11	2.29	15	5.60	2.69
Youth development	9	7.00	2.29	15	4.47	1.46	48	5.83	2.39	6	5.83	2.48	26	5.73	2.22	15	4.80	1.37	40	5.80	2.23	32	5.03	2.15	14	5.14	2.32	48	5.02	2.16	16	5.06	2.59
Local governance and institutions	9	7.00	1.66	16	5.44	1.75	51	6.10	2.49	6	7.00	2.28	28	6.79	2.30	17	6.35	1.77	41	6.20	2.33	35	5.23	2.02	14	5.79	1.93	49	6.08	2.07	16	6.63	2.16
Water and sanitation	8	7.13	2.03	15	5.00	2.27	47	6.00	2.50	6	6.17	2.23	27	6.44	2.29	17	4.88	1.65	41	5.46	2.57	33	4.91	2.08	14	6.00	2.04	49	5.20	2.17	17	5.65	1.80
Trade and exports	9	6.11	2.37	16	4.31	1.85	45	5.49	2.10	4	6.50	1.91	27	5.07	2.37	17	4.65	1.50	34	5.56	2.35	28	4.71	2.26	14	5.14	2.14	43	5.02	2.14	15	5.27	2.19
Economic growth	9	6.33	1.73	15	5.00	2.20	45	5.84	2.17	6	6.50	1.76	27	6.22	2.17	19	5.32	1.95	41	6.46	2.53	33	5.39	2.15	13	6.08	2.14	47	5.57	2.23	15	6.07	1.87
Energy	8	6.25	1.98	16	4.94	2.17	48	5.60	2.37	4	6.00	2.94	28	5.43	2.75	18	5.00	1.85	41	5.95	2.66	31	4.23	2.01	14	5.36	2.02	51	5.18	2.53	16	5.44	2.34
Strengthening traditional institutions	8	6.13	2.23	15	4.47	1.96	41	4.59	2.19	4	6.00	2.16	25	4.64	2.27	16	3.88	2.42	37	5.43	2.70	29	3.97	1.86	12	4.58	1.73	42	4.38	2.21	14	4.79	3.07
Disaster management	7	6.00	2.08	15	4.47	2.20	40	5.20	2.05	5	6.40	2.70	25	5.00	2.86	15	4.33	2.16	37	5.65	2.68	30	3.67	1.95	12	5.42	2.23	45	4.98	2.37	13	4.69	2.53
Public sector governance/ reform	8	6.63	1.85	15	5.93	2.12	47	6.26	2.14	5	6.00	2.55	27	6.11	2.56	18	6.28	1.84	43	6.02	2.46	35	5.83	1.85	13	6.54	1.81	51	5.86	2.20	15	6.67	2.41
Job creation/employment	9	5.89	2.32	16	4.50	1.83	45	5.29	1.94	5	5.60	3.29	28	4.93	2.11	17	4.82	2.01	39	4.85	2.27	34	4.29	1.82	14	5.71	2.43	51	4.92	2.42	15	5.20	2.01
Social cohesion	8	5.75	2.25	11	3.82	1.54	44	5.14	2.39	4	5.00	3.16	26	4.81	2.37	16	3.88	1.59	35	4.63	2.34	28	3.71	2.31	14	5.36	2.13	47	4.38	1.96	14	4.93	2.20
Financial markets	8	6.38	2.20	12	3.58	1.62	40	5.03	1.91	5	5.00	3.16	23	4.74	2.49	17	4.71	1.65	39	5.44	2.25	31	4.68	2.24	12	5.92	1.88	47	5.04	2.28	14	5.14	2.03
Equality of opportunity	7	5.71	2.63	15	4.60	2.35	41	5.00	1.94	6	5.33	2.42	23	5.52	2.61	17	4.12	1.76	38	5.11	2.38	30	4.40	2.37	12	5.33	2.42	48	4.46	2.28	13	5.46	2.37
Health	9	7.00	1.58	15	6.27	2.09	47	6.79	1.92	5	6.40	2.70	24	6.29	2.39	18	6.33	1.97	38	6.42	2.23	32	5.47	2.31	12	6.58	1.93	50	6.10	2.10	17	6.59	2.32
Creative industries development	7	5.43	2.37	16	4.00	2.10	43	5.07	2.41	3	4.00	0.00	22	4.73	2.35	18	4.39	2.48	38	5.13	2.30	28	4.07	2.36	13	5.54	2.47	42	4.43	2.25	13	4.54	2.44
Rural development	8	6.63	2.33	14	4.86	1.99	47	5.45	2.08	6	6.00	2.45	26	5.23	2.25	18	4.83	1.58	39	5.62	2.07	33	4.39	1.94	14	5.71	2.20	48	5.06	2.11	15	5.20	2.21
Global/regional integration	8	6.75	2.49	14	4.29	1.86	45	6.00	2.08	5	6.40	2.61	24	5.71	2.27	18	4.61	1.94	37	5.57	2.27	31	4.71	2.53	12	5.92	2.54	46	5.04	2.38	13	5.38	2.18
Food security	9	7.11	1.90	15	5.53	1.81	47	5.85	2.19	5	7.00	2.55	25	6.60	2.43	19	6.26	1.59	40	5.58	2.22	35	4.97	2.33	14	5.79	2.36	47	5.57	2.39	16	5.50	1.83
Education	9	6.56	2.35	15	5.20	2.18	45	6.07	2.11	6	5.83	2.71	26	6.19	2.67	19	5.37	2.14	40	5.35	2.58	33	4.58	2.09	13	5.77	2.17	50					

C. World Bank Effectiveness and Results (continued)

	Which of the following best describes your current position?																																
	Office of President/ Prime Minister/ Minister			Office of Parliamentarian			Employee of a Ministry/ Ministerial Dep/ Implementation Agency			PMU/ Consultant/ Contractor on Bank project			Local Government			Private sector/ Financial sector/ Private bank			CSO			Media			Independent Government Institution			Academia/ Research institute/ Think tank			Other		
	N	Mean	SD	N	Mean	SD	N	Mean	SD	N	Mean	SD	N	Mean	SD	N	Mean	SD	N	Mean	SD	N	Mean	SD	N	Mean	SD	N	Mean	SD			
To what extent does the World Bank's work help to achieve development results in Sierra Leone?	10	7.70	1.89	16	6.75	2.02	56	6.73	1.96	7	7.29	2.06	28	7.07	2.14	21	6.62	2.22	53	6.26	2.36	38	5.79	1.76	15	6.73	2.15	51	6.65	2.00	16	6.75	2.24

(1-To no degree at all, 10-To a very significant degree)

To what extent do you agree with the following statements about the World Bank in Sierra Leone, on a ten point scale? (1-Strongly disagree, 10-Strongly agree)

	Which of the following best describes your current position?																																
	Office of President/ Prime Minister/ Minister			Office of Parliamentarian			Employee of a Ministry/ Ministerial Dep/ Implementation Agency			PMU/ Consultant/ Contractor on Bank project			Local Government			Private sector/ Financial sector/ Private bank			CSO			Media			Independent Government Institution			Academia/ Research institute/ Think tank			Other		
	N	Mean	SD	N	Mean	SD	N	Mean	SD	N	Mean	SD	N	Mean	SD	N	Mean	SD	N	Mean	SD	N	Mean	SD	N	Mean	SD	N	Mean	SD	N	Mean	SD
The World Bank's financial instruments meet the needs of Sierra Leone	10	6.60	2.41	16	6.31	2.30	53	6.00	1.90	6	7.33	2.50	24	6.08	2.36	20	5.70	1.84	51	5.49	2.44	35	5.37	2.06	15	6.33	1.91	53	5.30	2.14	18	5.11	2.74
The World Bank meets Sierra Leone's needs for knowledge services	10	6.50	2.27	14	6.07	1.82	53	5.49	2.05	6	6.83	2.48	25	6.52	2.20	21	5.48	2.14	50	5.50	2.42	36	5.33	2.06	14	6.71	1.77	53	5.53	2.12	18	5.72	2.52

D. The World Bank's Knowledge**How frequently do you consult World Bank knowledge work and activities in the work you do?***

Percentage of Respondents	Office of President/Prime Minister/Minister	Office of Parliamentarian	Employee of a Ministry/ Ministerial Dep/ Implementation Agency	PMU/Consultant/ Contractor on Bank project	Local Gov.	Private Sector/ Financial Sector/ Private Bank	CSO	Media	Independent Government Institution	Academia/ Research institute/ Think tank	Other
Weekly	22.2%	6.3%	13.8%	25.0%	11.1%	0.0%	0.0%	0.0%	0.0%	1.8%	5.6%
Monthly	22.2%	0.0%	24.1%	12.5%	7.4%	9.1%	22.6%	8.1%	14.3%	10.9%	16.7%
A few times a year	11.1%	31.3%	19.0%	50.0%	44.4%	27.3%	34.0%	45.9%	28.6%	41.8%	27.8%
Rarely	33.3%	43.8%	13.8%	12.5%	37.0%	36.4%	30.2%	29.7%	42.9%	21.8%	11.1%
Never	11.1%	18.8%	29.3%	0.0%	0.0%	27.3%	13.2%	16.2%	14.3%	23.6%	38.9%

*Significantly different between stakeholder groups

D. The World Bank's Knowledge (continued)

When thinking about the development challenges in Sierra Leone, where do you believe it would be most valuable for the World Bank to focus its knowledge work and activities in the next few years?
(Choose no more than THREE)

Percentage of Respondents (Responses Combined)	Office of President/Prime Minister/Minister	Office of Parliamentarian	Employee of a Ministry/ Ministerial Dep/ Implementation Agency	PMU/Consultant/ Contractor on Bank project	Local Gov.	Private Sector/ Financial Sector/ Private Bank	CSO	Media	Independent Government Institution	Academia/ Research institute/ Think tank	Other
Public sector governance/ reform	40.0%	29.4%	28.8%	50.0%	14.3%	36.4%	22.6%	27.0%	33.3%	21.8%	33.3%
Gender	20.0%	5.9%	8.5%	0.0%	3.6%	0.0%	5.7%	2.7%	0.0%	0.0%	5.6%
Creative industries development	0.0%	11.8%	5.1%	0.0%	7.1%	9.1%	9.4%	13.5%	0.0%	1.8%	11.1%
Social cohesion*	10.0%	0.0%	16.9%	0.0%	0.0%	0.0%	3.8%	2.7%	0.0%	3.6%	0.0%
Domestic private sector development	20.0%	5.9%	5.1%	12.5%	7.1%	13.6%	0.0%	13.5%	13.3%	9.1%	11.1%
Foreign direct investment	20.0%	0.0%	3.4%	0.0%	3.6%	9.1%	5.7%	2.7%	0.0%	1.8%	5.6%
Water and sanitation	10.0%	5.9%	6.8%	12.5%	17.9%	4.5%	7.5%	16.2%	6.7%	16.4%	5.6%
Trade and exports	0.0%	5.9%	0.0%	0.0%	3.6%	4.5%	1.9%	2.7%	0.0%	1.8%	0.0%
Youth development*	0.0%	29.4%	15.3%	0.0%	7.1%	22.7%	11.3%	29.7%	6.7%	5.5%	16.7%
Energy	20.0%	23.5%	42.4%	37.5%	35.7%	27.3%	26.4%	35.1%	20.0%	27.3%	22.2%
Regional conflict and tensions*	10.0%	0.0%	0.0%	0.0%	0.0%	0.0%	0.0%	0.0%	6.7%	0.0%	5.6%
Disaster management	0.0%	0.0%	0.0%	0.0%	0.0%	0.0%	3.8%	0.0%	0.0%	0.0%	0.0%
Social protection	0.0%	0.0%	5.1%	0.0%	0.0%	0.0%	3.8%	0.0%	0.0%	1.8%	0.0%
Climate change	0.0%	0.0%	0.0%	0.0%	0.0%	0.0%	1.9%	0.0%	0.0%	0.0%	5.6%
People with disabilities	0.0%	0.0%	0.0%	0.0%	0.0%	0.0%	1.9%	0.0%	6.7%	0.0%	0.0%
Poverty reduction	20.0%	23.5%	16.9%	37.5%	21.4%	18.2%	9.4%	24.3%	13.3%	7.3%	27.8%
Law and justice*	0.0%	0.0%	0.0%	0.0%	0.0%	0.0%	11.3%	5.4%	6.7%	10.9%	16.7%
Security/stabilization/reconstruction	0.0%	0.0%	0.0%	0.0%	3.6%	0.0%	0.0%	2.7%	0.0%	1.8%	0.0%
Anti corruption	0.0%	11.8%	5.1%	0.0%	0.0%	0.0%	9.4%	10.8%	6.7%	9.1%	5.6%
Financial markets	0.0%	0.0%	5.1%	0.0%	0.0%	0.0%	0.0%	0.0%	0.0%	3.6%	0.0%
Equality of opportunity	0.0%	5.9%	1.7%	0.0%	0.0%	0.0%	1.9%	2.7%	0.0%	0.0%	0.0%
Urban development	10.0%	0.0%	5.1%	0.0%	3.6%	0.0%	3.8%	5.4%	0.0%	5.5%	0.0%
Education*	40.0%	35.3%	45.8%	12.5%	50.0%	40.9%	52.8%	32.4%	40.0%	69.1%	33.3%
Land acquisition	0.0%	0.0%	0.0%	12.5%	0.0%	4.5%	1.9%	2.7%	0.0%	1.8%	0.0%
Crime and violence	0.0%	0.0%	0.0%	0.0%	0.0%	0.0%	1.9%	0.0%	0.0%	0.0%	0.0%
Global/regional integration	0.0%	0.0%	0.0%	0.0%	0.0%	0.0%	0.0%	0.0%	0.0%	0.0%	5.6%
Information and communications technology	0.0%	11.8%	0.0%	0.0%	0.0%	0.0%	3.8%	0.0%	0.0%	3.6%	0.0%
Local governance and institutions*	10.0%	0.0%	1.7%	12.5%	32.1%	9.1%	1.9%	0.0%	6.7%	1.8%	5.6%
Transport*	0.0%	0.0%	1.7%	0.0%	14.3%	0.0%	3.8%	5.4%	0.0%	0.0%	11.1%
Strengthening traditional institutions*	20.0%	0.0%	0.0%	0.0%	0.0%	0.0%	0.0%	0.0%	0.0%	1.8%	0.0%
Agricultural development	0.0%	29.4%	22.0%	0.0%	21.4%	13.6%	11.3%	13.5%	26.7%	29.1%	22.2%
Natural resource management	0.0%	0.0%	3.4%	0.0%	3.6%	4.5%	7.5%	5.4%	6.7%	9.1%	5.6%
Job creation/employment	10.0%	11.8%	10.2%	25.0%	7.1%	13.6%	15.1%	5.4%	26.7%	14.5%	5.6%
Health	20.0%	29.4%	16.9%	25.0%	14.3%	13.6%	18.9%	10.8%	13.3%	16.4%	5.6%
Economic growth	20.0%	11.8%	11.9%	37.5%	10.7%	22.7%	11.3%	13.5%	33.3%	10.9%	11.1%
Extractive industries development	0.0%	0.0%	3.4%	0.0%	0.0%	4.5%	1.9%	2.7%	13.3%	0.0%	5.6%
Rural development	0.0%	5.9%	6.8%	0.0%	3.6%	9.1%	5.7%	8.1%	6.7%	7.3%	5.6%
Food security	0.0%	0.0%	8.5%	12.5%	14.3%	4.5%	11.3%	0.0%	0.0%	5.5%	0.0%
Environmental sustainability	0.0%	5.9%	0.0%	0.0%	3.6%	4.5%	5.7%	0.0%	0.0%	1.8%	0.0%
Regulatory framework	0.0%	0.0%	0.0%	0.0%	0.0%	4.5%	0.0%	0.0%	0.0%	0.0%	0.0%
Basic infrastructure*	0.0%	0.0%	0.0%	0.0%	0.0%	0.0%	1.9%	0.0%	6.7%	0.0%	11.1%
Communicable/non-communicable diseases	0.0%	0.0%	0.0%	0.0%	0.0%	4.5%	0.0%	0.0%	0.0%	0.0%	0.0%

*Significantly different between stakeholder groups

D. The World Bank's Knowledge (continued)

In Sierra Leone, how effective do you believe the World Bank's knowledge work and activities are at: (1-Not effective at all, 10-Very effective)

	Which of the following best describes your current position?																																
	Office of President/ Prime Minister/ Minister			Office of Parliamentarian			Employee of a Ministry/ Ministerial Dep/ Implementation Agency			PMU/ Consultant/ Contractor on Bank project			Local Government			Private sector/ Financial sector/ Private bank			CSO			Media			Independent Government Institution			Academia/ Research institute/ Think tank			Other		
	N	Mean	SD	N	Mean	SD	N	Mean	SD	N	Mean	SD	N	Mean	SD	N	Mean	SD	N	Mean	SD	N	Mean	SD	N	Mean	SD	N	Mean	SD			
Enhancing your knowledge and/or skills*	9	6.11	2.71	15	6.00	2.33	45	5.91	1.92	5	8.00	1.87	27	5.93	2.15	22	4.27	1.86	47	4.91	2.30	35	4.40	1.67	15	6.00	1.96	50	5.70	2.37	16	5.13	2.31
Contributing to good policy making	9	6.78	1.99	14	6.57	1.28	45	6.40	1.86	4	7.25	2.22	27	6.85	1.99	22	6.05	1.96	46	6.04	2.21	35	6.03	1.27	15	5.80	1.78	50	6.04	1.83	16	5.63	2.06
Providing support for program implementation	10	6.50	1.58	14	7.36	1.82	47	6.83	1.91	7	7.43	2.37	28	7.14	2.26	22	6.00	2.14	50	6.56	2.29	36	6.36	1.64	15	6.87	1.81	51	6.90	2.23	17	6.71	2.08

*Significantly different between stakeholder groups

In Sierra Leone, to what extent do you believe that the World Bank's knowledge work and activities: (1-To no degree at all, 10-To a very significant degree)

	Which of the following best describes your current position?																																
	Office of President/ Prime Minister/ Minister			Office of Parliamentarian			Employee of a Ministry/ Ministerial Dep/ Implementation Agency			PMU/ Consultant/ Contractor on Bank project			Local Government			Private sector/ Financial sector/ Private bank			CSO			Media			Independent Government Institution			Academia/ Research institute/ Think tank			Other		
	N	Mean	SD	N	Mean	SD	N	Mean	SD	N	Mean	SD	N	Mean	SD	N	Mean	SD	N	Mean	SD	N	Mean	SD	N	Mean	SD	N	Mean	SD	N	Mean	SD
Are timely	10	5.80	2.44	15	5.60	2.26	45	4.93	1.85	5	6.60	2.07	27	4.70	1.84	20	4.30	1.92	44	4.80	2.48	33	4.27	1.86	14	6.21	2.19	48	4.96	2.12	16	5.13	2.25
Include appropriate level of stakeholder involvement during preparation	10	6.10	2.13	15	5.20	1.66	48	5.15	1.94	5	6.00	2.45	28	5.14	1.96	19	4.74	2.00	46	5.02	2.56	30	4.40	1.73	14	5.50	2.21	48	5.33	1.95	18	5.17	2.77
Are relevant to Sierra Leone's development priorities	10	6.00	1.89	15	5.80	1.97	50	6.42	2.03	6	6.67	2.73	28	6.68	2.18	21	5.48	2.32	47	6.15	2.55	34	5.38	1.71	13	6.23	2.05	52	6.44	1.78	18	5.94	2.71
Provide feasible recommendations	9	6.22	2.05	16	6.00	2.00	49	6.12	1.81	4	7.75	2.22	28	6.21	2.20	21	5.52	2.04	44	6.00	2.26	31	5.06	1.73	14	5.79	1.67	48	5.71	1.54	17	5.47	2.50
Are source of relevant information on global good practices	9	6.89	2.42	16	6.25	2.14	50	6.50	2.16	5	7.80	2.17	27	7.33	2.22	21	6.29	2.37	48	6.42	2.29	33	6.24	2.06	15	6.67	1.95	48	6.40	1.83	18	5.83	2.50
Are accessible (well written and easy to understand)	10	6.00	2.49	16	5.00	1.63	46	6.00	2.07	5	6.80	2.77	27	5.89	2.14	21	5.33	2.37	44	5.50	2.24	32	4.78	1.88	14	6.00	1.75	50	5.86	2.36	15	5.80	2.76
Are useful in terms of the work you do	9	6.56	2.30	16	5.31	2.39	46	6.46	2.37	5	7.80	2.28	26	6.38	2.43	20	5.40	2.50	46	5.85	2.72	28	5.93	2.05	14	7.07	1.69	50	6.50	2.15	17	5.53	2.70
Are adequately disseminated*	10	5.90	2.47	16	4.56	1.59	44	5.77	2.16	5	6.60	2.88	28	4.68	1.56	20	4.40	2.04	42	4.55	2.41	28	4.11	1.89	15	5.87	2.07	46	4.85	2.23	18	4.39	2.87
Are appropriately translated	8	6.25	2.31	16	4.50	1.41	45	5.58	2.19	4	7.25	2.75	25	4.80	1.80	19	4.53	2.29	45	5.31	2.64	31	4.42	2.06	13	5.92	2.25	46	5.15	2.28	15	5.73	2.69
Are adaptable to Sierra Leone's specific development challenges and country circumstances	9	6.89	2.20	15	5.67	1.50	49	6.33	1.71	6	7.50	2.17	28	6.04	2.08	21	5.24	2.34	48	5.77	2.58	33	5.45	1.79	15	6.60	1.76	49	5.92	2.01	16	6.19	2.43

*Significantly different between stakeholder groups

D. The World Bank's Knowledge (continued)

	Which of the following best describes your current position?																																
	Office of President/ Prime Minister/ Minister			Office of Parliamentarian			Employee of a Ministry/ Ministerial Dep/ Implementation Agency			PMU/ Consultant/ Contractor on Bank project			Local Government			Private sector/ Financial sector/ Private bank			CSO			Media			Independent Government Institution			Academia/ Research institute/ Think tank			Other		
	N	Mean	SD	N	Mean	SD	N	Mean	SD	N	Mean	SD	N	Mean	SD	N	Mean	SD	N	Mean	SD	N	Mean	SD	N	Mean	SD	N	Mean	SD	N	Mean	SD
Overall, how significant a contribution do you believe the World Bank's knowledge work and activities make to development results in your country?	10	7.30	1.34	16	6.94	1.81	53	6.85	2.07	7	7.57	1.90	28	6.86	2.01	22	6.32	1.89	49	6.69	2.08	36	5.75	1.50	15	7.07	1.87	52	6.77	1.94	18	6.44	2.18
Overall, how would you rate the technical quality of the World Bank's knowledge work and activities?	10	7.30	1.89	16	6.75	1.81	54	6.59	2.03	8	7.88	2.30	28	6.79	1.91	21	6.19	2.44	46	6.72	2.53	36	5.86	1.79	15	7.20	1.61	52	6.60	1.92	18	6.44	2.68

(1-Not significant at all, 10-Very significant; 1-Very low technical quality, 10-Very high technical quality)

E. Working with the World Bank

To what extent do you agree/disagree with the following statements? (1-Strongly disagree, 10-Strongly agree)

	Which of the following best describes your current position?																																
	Office of President/ Prime Minister/ Minister			Office of Parliamentarian			Employee of a Ministry/ Ministerial Dep/ Implementation Agency			PMU/ Consultant/ Contractor on Bank project			Local Government			Private sector/ Financial sector/ Private bank			CSO			Media			Independent Government Institution			Academia/ Research institute/ Think tank			Other		
	N	Mean	SD	N	Mean	SD	N	Mean	SD	N	Mean	SD	N	Mean	SD	N	Mean	SD	N	Mean	SD	N	Mean	SD	N	Mean	SD	N	Mean	SD	N	Mean	SD
The World Bank disburses funds promptly	10	5.10	3.03	17	4.18	2.27	49	4.59	2.29	3	6.67	2.52	28	3.93	1.61	19	4.05	2.04	40	4.45	2.42	34	3.68	1.72	13	4.92	1.80	46	4.22	2.08	18	4.67	2.35
The World Bank effectively monitors and evaluates the projects and programs it supports	10	7.00	1.70	16	5.31	2.70	48	5.83	2.50	6	7.83	2.14	28	6.18	2.55	22	5.68	2.48	41	5.83	2.17	34	5.38	2.44	13	6.77	2.42	50	5.86	2.42	18	5.22	2.67
The World Bank's approvals and reviews are done in a timely fashion	10	6.20	1.69	17	4.82	2.13	50	4.66	2.19	3	7.33	3.06	28	4.57	1.64	19	4.53	2.39	38	5.24	2.03	34	4.56	2.03	13	6.15	1.86	49	4.78	2.07	18	4.83	2.15
The World Bank's "Safeguard Policy" requirements are reasonable	10	5.80	2.20	15	5.53	1.92	47	5.53	1.90	4	8.00	1.63	27	5.33	1.82	19	5.74	1.82	39	6.05	2.44	30	5.57	1.96	12	6.25	1.71	46	5.65	1.85	15	5.80	2.46
The World Bank imposes reasonable conditions on its lending	10	6.90	1.52	17	4.76	1.95	49	5.51	2.44	4	6.75	2.99	27	4.81	2.13	22	5.09	2.37	41	5.93	2.41	33	5.09	2.17	11	5.27	2.20	50	5.24	2.70	17	5.06	2.68
Working with the World Bank increases Sierra Leone's institutional capacity	9	6.89	1.69	16	5.88	1.93	51	6.08	2.25	4	7.50	2.38	27	6.74	2.05	21	6.67	1.88	41	6.68	2.33	33	6.73	1.72	13	6.69	1.70	53	6.40	2.02	16	6.69	2.63
The World Bank ensures consistency and continuity through staff changes	10	6.60	1.90	15	5.87	1.77	46	5.96	1.81	4	7.75	1.89	24	5.79	1.77	18	5.72	2.08	37	6.32	1.96	27	5.96	1.85	11	6.45	1.81	45	6.31	1.90	15	6.07	2.49
The World Bank's teams and visits are well coordinated	10	7.00	1.94	16	5.94	2.29	47	6.11	1.97	5	7.20	2.28	26	6.42	2.02	18	5.94	2.15	39	6.51	2.46	30	6.37	1.90	11	7.09	2.26	45	6.36	2.29	16	5.19	2.61
Where country systems are adequate, the World Bank makes appropriate use of them*	10	7.50	1.51	16	5.81	1.83	47	6.02	1.69	4	9.25	.96	28	6.50	2.33	17	6.53	2.27	37	6.24	2.28	30	6.37	1.77	10	7.80	2.04	45	6.42	2.04	14	6.14	2.48
The World Bank provides effective implementation support	10	7.10	2.08	16	5.81	2.37	49	6.10	2.06	4	8.50	1.91	28	6.61	2.45	22	5.86	2.27	38	6.29	2.43	35	6.00	2.16	12	6.67	1.97	51	6.08	1.95	18	5.61	2.70
The World Bank communicates effectively about its efforts in Sierra Leone*	10	6.70	1.83	16	5.31	2.65	50	5.90	2.15	4	8.00	2.45	27	5.56	2.17	21	5.24	2.12	41	5.95	2.52	32	4.34	2.07	13	5.54	2.37	51	5.53	2.20	17	5.53	2.67

*Significantly different between stakeholder groups

E. Working with the World Bank (continued)

	Which of the following best describes your current position?																																
	Office of President/ Prime Minister/ Minister			Office of Parliamentarian			Employee of a Ministry/ Ministerial Dep/ Implementation Agency			PMU/ Consultant/ Contractor on Bank project			Local Government			Private sector/ Financial sector/ Private bank			CSO			Media			Independent Government Institution			Academia/ Research institute/ Think tank			Other		
	N	Mean	SD	N	Mean	SD	N	Mean	SD	N	Mean	SD	N	Mean	SD	N	Mean	SD	N	Mean	SD	N	Mean	SD	N	Mean	SD	N	Mean	SD			
To what extent do you believe the World Bank is adequately staffed in Sierra Leone?	10	7.10	1.52	15	5.67	1.99	43	5.95	1.79	7	6.86	2.04	20	5.25	2.07	16	5.63	1.75	36	6.00	2.57	28	5.43	1.77	11	6.27	2.33	39	5.08	1.97	12	6.58	2.47

(1-To no degree at all, 10-To a very significant degree)

F. The Future Role of the World Bank in Sierra Leone

	Which of the following best describes your current position?																																
	Office of President/ Prime Minister/ Minister			Office of Parliamentarian			Employee of a Ministry/ Ministerial Dep/ Implementation Agency			PMU/ Consultant/ Contractor on Bank project			Local Government			Private sector/ Financial sector/ Private bank			CSO			Media			Independent Government Institution			Academia/ Research institute/ Think tank			Other		
	N	Mean	SD	N	Mean	SD	N	Mean	SD	N	Mean	SD	N	Mean	SD	N	Mean	SD	N	Mean	SD	N	Mean	SD	N	Mean	SD	N	Mean	SD	N	Mean	SD
How significant a role do you believe the World Bank SHOULD play in Sierra Leone's development in the near future?	10	8.20	1.48	16	8.00	2.16	53	8.23	2.17	7	8.29	2.14	29	8.62	1.57	22	8.27	1.96	50	8.18	1.96	36	8.33	1.85	14	8.43	1.34	54	8.48	1.38	18	8.17	2.04

(1-Not a significant role at all, 10-Very significant role)

Which of the following SHOULD the World Bank do to make itself of greater value in Sierra Leone? (Choose no more than TWO)

Percentage of Respondents (Responses Combined)	Office of President/Prime Minister/Minister	Office of Parliamentarian	Employee of a Ministry/ Ministerial Dep/ Implementation Agency	PMU/Consultant/ Contractor on Bank project	Local Gov.	Private Sector/ Financial Sector/ Private Bank	CSO	Media	Independent Government Institution	Academia/ Research institute/ Think tank	Other
Improve the quality of its experts as related to Sierra Leone's specific challenges	22.2%	7.1%	22.6%	12.5%	32.1%	21.7%	20.4%	42.9%	21.4%	18.9%	38.9%
Reduce the complexity of obtaining World Bank financing	55.6%	64.3%	45.3%	12.5%	64.3%	43.5%	49.0%	51.4%	42.9%	49.1%	44.4%
Focus primarily on advocacy issues	22.2%	14.3%	5.7%	0.0%	7.1%	4.3%	8.2%	0.0%	0.0%	1.9%	5.6%
Improve the competitiveness of its financing compared to markets (e.g., cost, timeliness, and other terms)	0.0%	14.3%	13.2%	0.0%	14.3%	21.7%	6.1%	2.9%	14.3%	7.5%	5.6%
Reach out more to groups outside of government	33.3%	50.0%	52.8%	50.0%	25.0%	47.8%	51.0%	45.7%	42.9%	45.3%	16.7%
Focus more attention on donor coordination and collaboration	11.1%	7.1%	17.0%	37.5%	10.7%	4.3%	10.2%	11.4%	14.3%	11.3%	0.0%
Ensure greater selectivity in its work*	11.1%	7.1%	3.8%	0.0%	0.0%	0.0%	4.1%	5.7%	21.4%	1.9%	16.7%
Provide more adequate data/knowledge/statistics/figures on Sierra Leone's economy	0.0%	0.0%	5.7%	37.5%	10.7%	4.3%	8.2%	5.7%	21.4%	17.0%	5.6%
Offer more innovative financial products*	33.3%	0.0%	13.2%	25.0%	3.6%	34.8%	4.1%	5.7%	7.1%	9.4%	11.1%
Offer more innovative knowledge services	0.0%	14.3%	3.8%	0.0%	10.7%	8.7%	10.2%	5.7%	7.1%	13.2%	11.1%
Work faster	11.1%	21.4%	13.2%	0.0%	14.3%	4.3%	10.2%	14.3%	0.0%	18.9%	38.9%
Increase the level of World Bank staffing in Sierra Leone's office	0.0%	7.1%	3.8%	25.0%	7.1%	8.7%	10.2%	8.6%	14.3%	5.7%	11.1%
Other	0.0%	0.0%	0.0%	0.0%	0.0%	0.0%	2.0%	0.0%	0.0%	0.0%	0.0%

*Significantly different between stakeholder groups

F. The Future Role of the World Bank in Sierra Leone (continued)

	Which of the following best describes your current position?																																
	Office of President/ Prime Minister/ Minister			Office of Parliamentarian			Employee of a Ministry/ Ministerial Dep/ Implementation Agency			PMU/ Consultant/ Contractor on Bank project			Local Government			Private sector/ Financial sector/ Private bank			CSO			Media			Independent Government Institution			Academia/ Research institute/ Think tank			Other		
	N	Mean	SD	N	Mean	SD	N	Mean	SD	N	Mean	SD	N	Mean	SD	N	Mean	SD	N	Mean	SD	N	Mean	SD	N	Mean	SD	N	Mean	SD			
How effectively do you believe the donors work together with the Government in Sierra Leone to see through development results on the ground?	10	7.80	1.32	16	6.63	1.86	51	6.43	2.00	8	6.25	2.87	28	6.32	2.00	22	6.00	2.25	45	6.22	2.50	36	6.08	1.84	14	6.64	1.78	49	5.94	2.17	17	6.59	2.35

(1-Not effective at all, 10-Very effective)

	Which of the following best describes your current position?																																
	Office of President/ Prime Minister/ Minister			Office of Parliamentarian			Employee of a Ministry/ Ministerial Dep/ Implementation Agency			PMU/ Consultant/ Contractor on Bank project			Local Government			Private sector/ Financial sector/ Private bank			CSO			Media			Independent Government Institution			Academia/ Research institute/ Think tank			Other		
	N	Mean	SD	N	Mean	SD	N	Mean	SD	N	Mean	SD	N	Mean	SD	N	Mean	SD	N	Mean	SD	N	Mean	SD	N	Mean	SD	N	Mean	SD			
How effective do you believe the World Bank has been in helping forge regional economic integration?	10	7.60	1.43	16	6.25	1.77	47	6.21	1.60	7	6.29	3.04	23	6.00	2.04	19	5.21	2.51	44	6.18	2.25	33	5.39	2.08	11	6.82	1.33	48	5.88	2.06	14	6.57	2.62

(1-Not effective at all, 10-Very effective)

G. Communication and Information Sharing

How do you get most of your information about economic and social development issues in Sierra Leone? (Choose no more than TWO)

Percentage of Respondents (Responses Combined)	Office of President/Prime Minister/Minister	Office of Parliamentarian	Employee of a Ministry/ Ministerial Dep/ Implementation Agency	PMU/Consultant/ Contractor on Bank project	Local Gov.	Private Sector/ Financial Sector/ Private Bank	CSO	Media	Independent Government Institution	Academia/ Research institute/ Think tank	Other
Local newspapers*	80.0%	100.0%	61.1%	75.0%	86.2%	70.0%	63.3%	75.7%	50.0%	77.8%	61.1%
International newspapers	0.0%	6.3%	7.4%	0.0%	0.0%	5.0%	14.3%	5.4%	7.1%	5.6%	0.0%
Local radio*	30.0%	50.0%	53.7%	37.5%	48.3%	25.0%	26.5%	56.8%	50.0%	61.1%	61.1%
International radio	20.0%	6.3%	3.7%	12.5%	6.9%	15.0%	10.2%	13.5%	7.1%	9.3%	22.2%
Local television*	30.0%	18.8%	13.0%	50.0%	13.8%	15.0%	12.2%	0.0%	21.4%	11.1%	5.6%
International television*	0.0%	6.3%	16.7%	0.0%	0.0%	0.0%	4.1%	5.4%	7.1%	1.9%	5.6%
Periodicals	0.0%	0.0%	3.7%	12.5%	10.3%	10.0%	6.1%	5.4%	7.1%	3.7%	5.6%
Internet	30.0%	18.8%	35.2%	12.5%	20.7%	55.0%	44.9%	24.3%	28.6%	22.2%	22.2%
Social media	0.0%	0.0%	0.0%	0.0%	3.4%	0.0%	6.1%	5.4%	14.3%	3.7%	5.6%
Blogs	0.0%	0.0%	0.0%	0.0%	0.0%	0.0%	2.0%	0.0%	0.0%	0.0%	0.0%
Mobile phones	0.0%	0.0%	1.9%	0.0%	0.0%	0.0%	0.0%	5.4%	7.1%	1.9%	5.6%
Instant messaging	0.0%	0.0%	1.9%	0.0%	0.0%	0.0%	2.0%	0.0%	0.0%	0.0%	0.0%
Other	0.0%	0.0%	0.0%	0.0%	10.3%	5.0%	2.0%	0.0%	0.0%	1.9%	5.6%

*Significantly different between stakeholder groups

How would you prefer to receive information from the World Bank? (Choose no more than TWO)

Percentage of Respondents (Responses Combined)	Office of President/Prime Minister/Minister	Office of Parliamentarian	Employee of a Ministry/ Ministerial Dep/ Implementation Agency	PMU/Consultant/ Contractor on Bank project	Local Gov.	Private Sector/ Financial Sector/ Private Bank	CSO	Media	Independent Government Institution	Academia/ Research institute/ Think tank	Other
World Bank website	30.0%	64.7%	56.4%	87.5%	37.9%	52.4%	52.1%	45.9%	57.1%	46.2%	31.3%
Direct contact with World Bank	10.0%	17.6%	25.5%	25.0%	44.8%	14.3%	16.7%	32.4%	14.3%	21.2%	43.8%
e-newsletters	30.0%	11.8%	20.0%	12.5%	13.8%	14.3%	12.5%	16.2%	14.3%	21.2%	6.3%
Instant messaging*	30.0%	23.5%	3.6%	12.5%	0.0%	4.8%	10.4%	5.4%	0.0%	1.9%	0.0%
World Bank seminars/workshops/conferences	30.0%	35.3%	30.9%	25.0%	51.7%	38.1%	31.3%	45.9%	50.0%	53.8%	31.3%
World Bank publications and other written materials	20.0%	29.4%	41.8%	37.5%	34.5%	42.9%	29.2%	29.7%	35.7%	28.8%	43.8%
Traditional media	10.0%	0.0%	7.3%	0.0%	6.9%	14.3%	6.3%	5.4%	7.1%	5.8%	12.5%
Mobile phones	10.0%	11.8%	9.1%	0.0%	3.4%	0.0%	10.4%	5.4%	14.3%	11.5%	12.5%
Social media	0.0%	11.8%	5.5%	0.0%	0.0%	9.5%	14.6%	8.1%	7.1%	1.9%	6.3%
Blogs	0.0%	0.0%	0.0%	0.0%	0.0%	0.0%	4.2%	0.0%	0.0%	0.0%	0.0%
Other	10.0%	0.0%	0.0%	0.0%	0.0%	4.8%	4.2%	2.7%	0.0%	1.9%	6.3%

*Significantly different between stakeholder groups

Are you aware of the World Bank's Access to Information Policy under which the Bank will now disclose any information in its possession that is not a list of exceptions?

Percentage of Respondents	Office of President/Prime Minister/Minister	Office of Parliamentarian	Employee of a Ministry/ Ministerial Dep/ Implementation Agency	PMU/Consultant/ Contractor on Bank project	Local Gov.	Private Sector/ Financial Sector/ Private Bank	CSO	Media	Independent Government Institution	Academia/ Research institute/ Think tank	Other
Yes	33.3%	30.8%	33.9%	40.0%	14.8%	9.1%	27.7%	18.2%	35.7%	13.5%	31.3%
No	66.7%	69.2%	66.1%	60.0%	85.2%	90.9%	72.3%	81.8%	64.3%	86.5%	68.8%

Have you requested information from the World Bank on its activities in the past year?

Percentage of Respondents	Office of President/Prime Minister/Minister	Office of Parliamentarian	Employee of a Ministry/ Ministerial Dep/ Implementation Agency	PMU/Consultant/ Contractor on Bank project	Local Gov.	Private Sector/ Financial Sector/ Private Bank	CSO	Media	Independent Government Institution	Academia/ Research institute/ Think tank	Other
Yes	40.0%	7.1%	27.8%	20.0%	13.0%	10.0%	32.6%	12.1%	28.6%	11.1%	21.4%
No	60.0%	92.9%	72.2%	80.0%	87.0%	90.0%	67.4%	87.9%	71.4%	88.9%	78.6%

G. Communication and Information Sharing (continued)**Were you able to obtain this information?**

Percentage of Respondents	Office of President/Prime Minister/Minister	Office of Parliamentarian	Employee of a Ministry/ Ministerial Dep/ Implementation Agency	PMU/Consultant/ Contractor on Bank project	Local Gov.	Private Sector/ Financial Sector/ Private Bank	CSO	Media	Independent Government Institution	Academia/ Research institute/ Think tank	Other
Yes	100.0%	100.0%	87.5%	100.0%	100.0%		71.4%	100.0%	100.0%	83.3%	66.7%
No	0.0%	0.0%	12.5%	0.0%	0.0%	100.0%	28.6%	0.0%	0.0%	16.7%	33.3%

Do you have access to the Internet?*

Percentage of Respondents	Office of President/Prime Minister/Minister	Office of Parliamentarian	Employee of a Ministry/ Ministerial Dep/ Implementation Agency	PMU/Consultant/ Contractor on Bank project	Local Gov.	Private Sector/ Financial Sector/ Private Bank	CSO	Media	Independent Government Institution	Academia/ Research institute/ Think tank	Other
Yes	88.9%	92.9%	78.2%	100.0%	73.1%	100.0%	82.6%	100.0%	100.0%	89.6%	92.9%
No	11.1%	7.1%	21.8%	0.0%	26.9%	0.0%	17.4%	0.0%	0.0%	10.4%	7.1%

*Significantly different between stakeholder groups

Do you use/have used the World Bank website?

Percentage of Respondents	Office of President/Prime Minister/Minister	Office of Parliamentarian	Employee of a Ministry/ Ministerial Dep/ Implementation Agency	PMU/Consultant/ Contractor on Bank project	Local Gov.	Private Sector/ Financial Sector/ Private Bank	CSO	Media	Independent Government Institution	Academia/ Research institute/ Think tank	Other
Yes	50.0%	57.1%	58.9%	100.0%	34.6%	40.9%	57.4%	54.5%	64.3%	43.8%	37.5%
No	50.0%	42.9%	41.1%	0.0%	65.4%	59.1%	42.6%	45.5%	35.7%	56.3%	62.5%

Which do you primarily use?

Percentage of Respondents	Office of President/Prime Minister/Minister	Office of Parliamentarian	Employee of a Ministry/ Ministerial Dep/ Implementation Agency	PMU/Consultant/ Contractor on Bank project	Local Gov.	Private Sector/ Financial Sector/ Private Bank	CSO	Media	Independent Government Institution	Academia/ Research institute/ Think tank	Other
The World Bank's country website	50.0%	72.7%	41.3%	37.5%	72.2%	60.0%	53.7%	64.0%	50.0%	57.1%	70.0%
The World Bank's main website	50.0%	27.3%	58.7%	62.5%	27.8%	40.0%	46.3%	36.0%	50.0%	42.9%	30.0%

Which Internet connection do you use primarily when visiting a World Bank website?

Percentage of Respondents	Office of President/Prime Minister/Minister	Office of Parliamentarian	Employee of a Ministry/ Ministerial Dep/ Implementation Agency	PMU/Consultant/ Contractor on Bank project	Local Gov.	Private Sector/ Financial Sector/ Private Bank	CSO	Media	Independent Government Institution	Academia/ Research institute/ Think tank	Other
High speed	55.6%	63.6%	54.5%	57.1%	42.9%	25.0%	50.0%	59.3%	36.4%	48.7%	33.3%
Dial-up	44.4%	36.4%	45.5%	42.9%	57.1%	75.0%	50.0%	40.7%	63.6%	51.3%	66.7%

G. Communication and Information Sharing (continued)

Please rate how much you agree with the following statements, on a ten point scale. (1-Strongly disagree, 10-Strongly agree)

	Which of the following best describes your current position?																																
	Office of President/ Prime Minister/ Minister			Office of Parliamentarian			Employee of a Ministry/ Ministerial Dep/ Implementation Agency			PMU/ Consultant/ Contractor on Bank project			Local Government			Private sector/ Financial sector/ Private bank			CSO			Media			Independent Government Institution			Academia/ Research institute/ Think tank			Other		
	N	Mean	SD	N	Mean	SD	N	Mean	SD	N	Mean	SD	N	Mean	SD	N	Mean	SD	N	Mean	SD	N	Mean	SD	N	Mean	SD	N	Mean	SD	N	Mean	SD
I use/consult World Bank data more currently than I did a few years ago	9	5.00	2.74	12	3.75	1.86	44	5.59	2.72	6	6.33	2.80	22	4.09	2.64	17	4.29	3.29	42	4.69	2.49	31	4.45	2.54	11	5.27	2.57	47	4.70	2.67	14	4.57	3.25
I find the World Bank websites easy to navigate.*	6	6.50	1.38	7	5.14	2.48	36	6.75	1.92	7	7.86	1.57	14	4.50	2.71	14	4.79	3.14	37	5.86	2.23	27	5.30	2.18	10	6.80	2.04	36	5.72	2.24	11	5.18	3.16
I find the information on the World Bank's websites useful.	6	6.83	1.83	8	6.75	1.67	38	6.76	2.19	6	7.50	1.05	14	5.71	3.02	15	5.60	3.60	36	6.78	2.53	23	6.61	2.08	9	7.89	1.96	35	6.97	1.95	11	5.82	2.93
When I need information from the World Bank I know how to find it	7	5.86	1.95	10	4.30	2.75	40	5.80	2.90	5	7.40	1.82	18	5.06	3.11	18	5.39	2.81	42	5.50	2.76	32	5.59	2.71	12	6.75	2.30	44	5.93	2.69	15	4.93	3.43
The World Bank is responsive to my information requests and inquiries	7	5.29	2.14	9	4.33	2.69	39	5.74	2.40	4	6.00	3.56	17	4.76	2.84	14	4.64	2.90	37	5.76	2.55	22	4.82	2.48	10	7.50	1.84	40	5.15	2.90	11	4.73	3.13

*Significantly different between stakeholder groups

H. Background Information

Currently, do you professionally collaborate/work with the World Bank in your country?*

Percentage of Respondents	Office of President/Prime Minister/Minister	Office of Parliamentarian	Employee of a Ministry/ Ministerial Dep/ Implementation Agency	PMU/Consultant/ Contractor on Bank project	Local Gov.	Private Sector/ Financial Sector/ Private Bank	CSO	Media	Independent Government Institution	Academia/ Research institute/ Think tank	Other
Yes	40.0%	43.8%	52.6%	71.4%	77.8%	47.8%	34.6%	34.2%	46.7%	27.8%	23.5%
No	60.0%	56.3%	47.4%	28.6%	22.2%	52.2%	65.4%	65.8%	53.3%	72.2%	76.5%

*Significantly different between stakeholder groups

Which of the following describes most of your exposure to the World Bank in Sierra Leone? * (Choose no more than TWO)

Percentage of Respondents (Responses Combined)	Office of President/Prime Minister/Minister	Office of Parliamentarian	Employee of a Ministry/ Ministerial Dep/ Implementation Agency	PMU/Consultant/ Contractor on Bank project	Local Gov.	Private Sector/ Financial Sector/ Private Bank	CSO	Media	Independent Government Institution	Academia/ Research institute/ Think tank	Other
Observer*	33.3%	43.8%	37.0%	25.0%	25.0%	63.2%	54.7%	70.3%	33.3%	48.1%	56.3%
Use World Bank reports/data	33.3%	43.8%	44.4%	37.5%	32.1%	42.1%	34.0%	35.1%	13.3%	48.1%	31.3%
Engage in World Bank related/sponsored events/activities*	44.4%	18.8%	33.3%	50.0%	71.4%	15.8%	18.9%	13.5%	33.3%	16.7%	43.8%
Collaborate as part of my professional duties	44.4%	31.3%	33.3%	50.0%	28.6%	10.5%	17.0%	21.6%	33.3%	25.9%	31.3%
Use World Bank website for information, data, research, etc.	11.1%	31.3%	13.0%	25.0%	14.3%	26.3%	32.1%	27.0%	40.0%	25.9%	25.0%

*Significantly different between stakeholder groups

Appendix C: Responses to All Questions by Geographic Location

A. General Issues facing Sierra Leone

In general would you say that Sierra Leone is headed in ...?

Percentage of Respondents	Southern Region	Northern Region	Western Region	Eastern Region
The right direction	42.2%	66.7%	56.0%	57.4%
The wrong direction	11.1%	8.3%	13.7%	19.1%
Not sure	46.7%	25.0%	30.4%	23.5%

Listed below are a number of development priorities in Sierra Leone. Please identify which of the following you consider the most important development priorities in Sierra Leone? (Choose no more than THREE)

Percentage of Respondents (Responses Combined)	Southern Region	Northern Region	Western Region	Eastern Region
Social protection	6.7%	0.0%	8.3%	10.4%
Transport*	11.1%	25.0%	12.5%	35.8%
Security/stabilization/reconstruction*	4.4%	0.0%	11.9%	6.0%
Extractive industries development	2.2%	12.5%	5.4%	6.0%
Public sector governance/ reform	13.3%	17.5%	19.0%	7.5%
Global/regional integration	0.0%	0.0%	0.6%	3.0%
Gender	6.7%	0.0%	1.2%	3.0%
Land acquisition	2.2%	2.5%	1.2%	3.0%
Domestic private sector development	2.2%	5.0%	3.0%	4.5%
Foreign direct investment	2.2%	0.0%	1.2%	1.5%
Water and sanitation*	8.9%	2.5%	20.2%	19.4%
Energy*	31.1%	37.5%	38.7%	19.4%
Creative industries development	2.2%	5.0%	5.4%	4.5%
Regional conflict and tensions	0.0%	0.0%	0.6%	1.5%
Job creation/employment	20.0%	17.5%	18.5%	17.9%
Rural development	6.7%	10.0%	6.0%	10.4%
Financial markets	0.0%	0.0%	1.2%	1.5%
Urban development	0.0%	0.0%	1.2%	1.5%
Environmental sustainability	0.0%	5.0%	1.8%	1.5%
Equality of opportunity	2.2%	2.5%	2.4%	0.0%
Health	24.4%	22.5%	13.7%	14.9%
Education	66.7%	47.5%	53.0%	49.3%
Poverty reduction	15.6%	17.5%	14.9%	14.9%
Food security	20.0%	7.5%	9.5%	11.9%
People with disabilities	0.0%	0.0%	2.4%	0.0%
Social cohesion	2.2%	0.0%	1.2%	0.0%
Climate change	2.2%	2.5%	0.0%	3.0%
Agricultural development*	17.8%	25.0%	9.5%	9.0%
Youth development	6.7%	7.5%	5.4%	0.0%
Trade and exports	0.0%	5.0%	3.0%	1.5%
Crime and violence	0.0%	0.0%	2.4%	3.0%
Economic growth	6.7%	5.0%	6.5%	4.5%
Law and justice	4.4%	2.5%	4.8%	6.0%
Strengthening traditional institutions	0.0%	0.0%	0.0%	0.0%
Regulatory framework	0.0%	0.0%	0.6%	1.5%
Communicable/non-communicable diseases	0.0%	0.0%	0.0%	0.0%
Basic infrastructure	2.2%	0.0%	1.2%	1.5%
Local governance and institutions*	4.4%	2.5%	1.2%	9.0%
Natural resource management	4.4%	2.5%	4.2%	3.0%
Anti corruption	0.0%	5.0%	4.2%	4.5%
Disaster management	0.0%	0.0%	0.0%	0.0%
Information and communications technology	0.0%	0.0%	0.6%	0.0%

*Significantly different between locations

A. General Issues facing Sierra Leone (continued)

Poverty reduction is a broad term that encompasses work in many different areas. Which THREE areas of development listed below do you believe would contribute most to reducing poverty in Sierra Leone? (Choose no more than THREE)

Percentage of Respondents (Responses Combined)	Southern Region	Northern Region	Western Region	Eastern Region
Water and sanitation	6.7%	5.1%	10.1%	8.8%
Equality of opportunity	11.1%	15.4%	7.1%	16.2%
Economic growth*	20.0%	7.7%	33.1%	29.4%
Climate change	2.2%	0.0%	0.0%	0.0%
Regional conflict and tensions	0.0%	0.0%	0.0%	0.0%
Youth development	20.0%	15.4%	21.3%	25.0%
Global/regional integration	0.0%	0.0%	1.2%	2.9%
Gender	4.4%	2.6%	2.4%	4.4%
Rural development	24.4%	30.8%	18.9%	17.6%
Urban development	0.0%	0.0%	0.6%	1.5%
Regulatory framework	2.2%	5.1%	1.2%	0.0%
Local governance and institutions	4.4%	5.1%	4.7%	5.9%
Creative industries development	2.2%	7.7%	4.1%	2.9%
Basic infrastructure	2.2%	2.6%	8.9%	5.9%
Social protection	2.2%	2.6%	4.1%	1.5%
Law and justice	4.4%	5.1%	3.0%	7.4%
Transport	6.7%	17.9%	6.5%	8.8%
Crime and violence	0.0%	0.0%	1.2%	0.0%
Strengthening traditional institutions	2.2%	0.0%	0.0%	0.0%
Communicable/non-communicable diseases	0.0%	0.0%	0.0%	0.0%
Information and communications technology	2.2%	5.1%	0.6%	1.5%
Security/stabilization/reconstruction*	6.7%	0.0%	0.6%	1.5%
Anti corruption	11.1%	10.3%	8.9%	14.7%
Domestic private sector development	8.9%	0.0%	8.3%	7.4%
Foreign direct investment	6.7%	2.6%	4.7%	0.0%
Energy	13.3%	17.9%	11.8%	5.9%
Land acquisition	2.2%	2.6%	1.2%	0.0%
Public sector governance/ reform	6.7%	2.6%	8.3%	7.4%
Social cohesion	2.2%	0.0%	1.2%	1.5%
Education	46.7%	43.6%	33.7%	36.8%
Natural resource management	6.7%	2.6%	14.2%	11.8%
Environmental sustainability	0.0%	2.6%	0.0%	0.0%
Health*	6.7%	17.9%	4.7%	5.9%
Extractive industries development	0.0%	0.0%	2.4%	1.5%
Agricultural development	24.4%	20.5%	20.7%	20.6%
Disaster management	0.0%	0.0%	1.2%	2.9%
Job creation/employment	22.2%	20.5%	29.6%	25.0%
Financial markets	0.0%	0.0%	0.6%	2.9%
Trade and exports	4.4%	5.1%	5.9%	0.0%
People with disabilities	2.2%	0.0%	0.6%	0.0%
Food security	11.1%	15.4%	11.8%	14.7%

*Significantly different between locations

A. General Issues facing Sierra Leone (continued)

Economic growth can be driven by a number of factors. Which THREE areas below do you believe would contribute most to generating economic growth in Sierra Leone? (Choose no more than THREE)

Percentage of Respondents (Responses Combined)	Southern Region	Northern Region	Western Region	Eastern Region
Energy	54.5%	38.5%	46.7%	31.3%
Gender	6.8%	0.0%	2.4%	3.0%
Equality of opportunity	4.5%	10.3%	1.8%	6.0%
People with disabilities	0.0%	0.0%	1.8%	3.0%
Global/regional integration	0.0%	5.1%	0.6%	3.0%
Social protection	0.0%	0.0%	1.8%	1.5%
Climate change	0.0%	0.0%	1.2%	0.0%
Anti corruption	4.5%	7.7%	13.2%	6.0%
Disaster management*	0.0%	2.6%	0.0%	4.5%
Extractive industries development*	4.5%	28.2%	15.0%	20.9%
Regional conflict and tensions	0.0%	0.0%	0.0%	3.0%
Rural development*	15.9%	12.8%	5.4%	14.9%
Foreign direct investment	9.1%	7.7%	12.6%	16.4%
Urban development	0.0%	0.0%	2.4%	1.5%
Water and sanitation	0.0%	2.6%	1.2%	3.0%
Trade and exports	22.7%	15.4%	22.8%	19.4%
Youth development	4.5%	2.6%	10.2%	7.5%
Information and communications technology	4.5%	5.1%	4.2%	1.5%
Regulatory framework	0.0%	0.0%	0.6%	1.5%
Communicable/non-communicable diseases	0.0%	0.0%	0.0%	0.0%
Social cohesion	0.0%	0.0%	0.6%	0.0%
Public sector governance/ reform	15.9%	5.1%	12.6%	10.4%
Domestic private sector development	9.1%	10.3%	9.6%	4.5%
Creative industries development	2.3%	5.1%	7.2%	11.9%
Job creation/employment	20.5%	23.1%	24.0%	20.9%
Agricultural development*	38.6%	46.2%	25.7%	37.3%
Food security	9.1%	2.6%	6.6%	4.5%
Transport	9.1%	7.7%	7.2%	10.4%
Security/stabilization/reconstruction	0.0%	0.0%	1.8%	3.0%
Strengthening traditional institutions	0.0%	0.0%	0.0%	0.0%
Education	29.5%	25.6%	23.4%	16.4%
Natural resource management	9.1%	12.8%	16.8%	10.4%
Environmental sustainability	2.3%	0.0%	0.6%	0.0%
Health	4.5%	7.7%	6.0%	4.5%
Basic infrastructure	6.8%	7.7%	5.4%	4.5%
Law and justice	4.5%	2.6%	2.4%	1.5%
Land acquisition	2.3%	0.0%	0.6%	0.0%
Local governance and institutions	2.3%	0.0%	1.2%	6.0%
Crime and violence	0.0%	0.0%	0.6%	0.0%
Financial markets	4.5%	5.1%	5.4%	4.5%

*Significantly different between locations

B. Overall Attitudes toward the World Bank

	Which best represents your geographic location?											
	Southern Region			Northern Region			Western Region			Eastern Region		
	N	Mean	SD	N	Mean	SD	N	Mean	SD	N	Mean	SD
How familiar are you with the work of the World Bank in Sierra Leone?	45	5.38	2.47	40	4.90	2.44	166	5.74	2.22	68	4.94	2.89

(1-Not familiar at all, 10-Extremely familiar)

	Which best represents your geographic location?											
	Southern Region			Northern Region			Western Region			Eastern Region		
	N	Mean	SD	N	Mean	SD	N	Mean	SD	N	Mean	SD
Overall, please rate your impression of the World Bank's effectiveness in Sierra Leone?	42	6.19	2.46	35	5.40	1.83	155	6.01	2.04	57	6.02	2.55

(1-Not effective at all, 10-Very effective)

	Which best represents your geographic location?											
	Southern Region			Northern Region			Western Region			Eastern Region		
	N	Mean	SD	N	Mean	SD	N	Mean	SD	N	Mean	SD
To what extent do you believe the World Bank's staff is well prepared to help Sierra Leone solve its most complicated development challenges?	39	6.33	2.32	33	5.85	1.92	143	6.06	2.09	49	6.43	2.61

(1-To no degree at all, 10-To a very significant degree)

When thinking about how the World Bank can have the most impact on development results in Sierra Leone, in which sectoral areas do you believe the World Bank should focus most of its attention and resources in Sierra Leone? (Choose no more than THREE)

Percentage of Respondents (Responses Combined)	Southern Region	Northern Region	Western Region	Eastern Region
Social protection	0.0%	2.5%	6.0%	1.5%
Security/stabilization/reconstruction	0.0%	5.0%	7.1%	8.8%
Public sector governance/ reform	22.7%	15.0%	27.4%	17.6%
Transport*	13.6%	12.5%	8.9%	26.5%
Land acquisition*	4.5%	0.0%	0.0%	1.5%
Poverty reduction	15.9%	20.0%	31.0%	30.9%
Global/regional integration	0.0%	2.5%	1.2%	0.0%
Gender	0.0%	0.0%	2.4%	1.5%
Crime and violence	2.3%	0.0%	0.0%	0.0%
Creative industries development	2.3%	7.5%	6.0%	4.4%
Rural development*	9.1%	27.5%	7.1%	10.3%
Domestic private sector development	4.5%	5.0%	4.8%	5.9%
Foreign direct investment	2.3%	0.0%	3.0%	1.5%
Water and sanitation	0.0%	7.5%	6.0%	11.8%
Energy	34.1%	20.0%	20.8%	16.2%
Extractive industries development*	0.0%	5.0%	9.5%	1.5%
Social cohesion	0.0%	0.0%	1.2%	1.5%
Job creation/employment	11.4%	17.5%	13.1%	14.7%
Financial markets	0.0%	0.0%	3.6%	2.9%
Urban development	0.0%	0.0%	1.8%	0.0%
Environmental sustainability*	0.0%	12.5%	1.2%	1.5%
Equality of opportunity	2.3%	0.0%	0.6%	2.9%
Regional conflict and tensions	0.0%	0.0%	0.0%	1.5%
Health	22.7%	25.0%	22.0%	23.5%
Education*	59.1%	37.5%	37.5%	48.5%
Youth development	4.5%	7.5%	8.9%	4.4%
Food security	9.1%	5.0%	8.3%	5.9%
Climate change	0.0%	0.0%	0.6%	0.0%
Agricultural development	22.7%	25.0%	13.1%	19.1%
Trade and exports	2.3%	2.5%	1.8%	1.5%
Strengthening traditional institutions	2.3%	0.0%	1.8%	0.0%
Economic growth	15.9%	7.5%	10.7%	5.9%
Law and justice	6.8%	7.5%	5.4%	2.9%
Local governance and institutions	9.1%	7.5%	2.4%	7.4%
Regulatory framework	0.0%	2.5%	1.2%	0.0%
Communicable/non-communicable diseases	0.0%	0.0%	0.0%	1.5%
People with disabilities	0.0%	0.0%	1.2%	2.9%
Basic infrastructure	11.4%	2.5%	6.0%	2.9%
Natural resource management	6.8%	2.5%	6.5%	2.9%
Information and communications technology	2.3%	2.5%	1.2%	1.5%
Anti corruption	0.0%	5.0%	4.2%	1.5%
Disaster management	0.0%	2.5%	0.0%	0.0%

*Significantly different between locations

B. Overall Attitudes toward the World Bank (continued)

When thinking about the World Bank's role, which activity do you believe is of greatest VALUE and which activity is of second greatest value in Sierra Leone?

Greatest Value Percentage of Respondents	Southern Region	Northern Region	Western Region	Eastern Region
Financial resources: investment lending	10.3%	26.3%	15.6%	14.0%
Financial resources: policy based lending / budget support to the Government	46.2%	21.1%	38.3%	29.8%
Mobilizing third party financial resources	5.1%	2.6%	0.0%	3.5%
Technical assistance	15.4%	5.3%	14.9%	5.3%
Policy advice	5.1%	7.9%	4.3%	3.5%
Donor coordination	2.6%	5.3%	7.1%	5.3%
Data*	0.0%	0.0%	5.7%	0.0%
Training/capacity building*	15.4%	15.8%	9.2%	31.6%
Studies/analyses	0.0%	2.6%	1.4%	0.0%
Convening/facilitating	0.0%	0.0%	0.7%	0.0%
Linkage to non-Bank expertise	0.0%	2.6%	1.4%	1.8%
Strategy formulation	0.0%	10.5%	7.8%	5.3%
Other	0.0%	0.0%	0.0%	0.0%

*Significantly different between locations

2nd Greatest Value Percentage of Respondents	Southern Region	Northern Region	Western Region	Eastern Region
Financial resources: investment lending	2.6%	16.7%	10.7%	7.1%
Financial resources: policy based lending / budget support to the Government	18.4%	19.4%	14.3%	14.3%
Mobilizing third party financial resources	15.8%	2.8%	5.7%	7.1%
Technical assistance	21.1%	19.4%	19.3%	14.3%
Policy advice	7.9%	5.6%	8.6%	7.1%
Donor coordination	7.9%	8.3%	10.0%	16.1%
Data	0.0%	2.8%	3.6%	0.0%
Training/capacity building	13.2%	13.9%	15.0%	17.9%
Studies/analyses	0.0%	2.8%	3.6%	1.8%
Convening/facilitating	0.0%	2.8%	2.1%	1.8%
Linkage to non-Bank expertise	0.0%	0.0%	1.4%	3.6%
Strategy formulation	13.2%	5.6%	13.6%	8.9%
Other	0.0%	0.0%	0.7%	0.0%

Which of the following do you identify as the World Bank's greatest WEAKNESSES in its work in Sierra Leone?
(Choose no more than TWO)

Percentage of Respondents (Responses Combined)	Southern Region	Northern Region	Western Region	Eastern Region
Imposing technocratic solutions without regard to political realities	23.8%	15.4%	29.4%	15.6%
Not exploring alternative policy options*	2.4%	5.1%	12.9%	3.1%
Too bureaucratic in its operational policies and procedures*	52.4%	43.6%	29.4%	34.4%
Staff too inaccessible	4.8%	7.7%	6.1%	9.4%
Arrogant in its approach	2.4%	5.1%	3.1%	1.6%
Not client focused	0.0%	2.6%	3.1%	3.1%
The credibility of its knowledge/data	2.4%	5.1%	1.2%	3.1%
Not willing to honestly criticize policies and reform efforts in the country	21.4%	5.1%	13.5%	10.9%
Its advice and strategies do not lend themselves to practical problem solving	2.4%	7.7%	8.6%	1.6%
Too influenced by developed countries	19.0%	28.2%	13.5%	21.9%
Not enough public disclosure of its work	9.5%	10.3%	19.6%	18.8%
World Bank processes too slow and complex*	33.3%	15.4%	12.9%	18.8%
Not aligned with country priorities	0.0%	7.7%	3.7%	6.3%
Not aligned with other donors' work*	0.0%	2.6%	3.7%	10.9%
Not collaborating enough with non-state actors	4.8%	15.4%	13.5%	6.3%
Not adequately sensitive to political/social realities in Sierra Leone	11.9%	5.1%	7.4%	12.5%
Not focused enough on issues that are unique to post-conflict countries	4.8%	2.6%	4.9%	4.7%
Inadequate number of World Bank staff members located in the country	2.4%	10.3%	5.5%	12.5%
Other	0.0%	0.0%	1.2%	1.6%

*Significantly different between locations

B. Overall Attitudes toward the World Bank (continued)

Which World Bank instruments do you believe are the MOST effective in reducing poverty in Sierra Leone?
(Choose no more than TWO)

Percentage of Respondents (Responses Combined)	Southern Region	Northern Region	Western Region	Eastern Region
Capacity development	51.1%	55.0%	58.1%	47.8%
Policy based lending / budget support to the Government	40.0%	40.0%	32.9%	26.9%
Knowledge products/services	6.7%	12.5%	6.6%	10.4%
Investment lending	24.4%	12.5%	25.1%	23.9%
Technical assistance	33.3%	27.5%	22.8%	13.4%
Trust Fund management*	2.2%	7.5%	9.0%	20.9%
Co-financing arrangements	13.3%	15.0%	13.2%	19.4%
Sector-wide approaches	4.4%	10.0%	7.8%	4.5%
Emergency Recovery lending	11.1%	5.0%	6.0%	6.0%
Other	0.0%	0.0%	1.2%	1.5%
Don't know	2.2%	5.0%	4.8%	11.9%

*Significantly different between locations

	Which best represents your geographic location?											
	Southern Region			Northern Region			Western Region			Eastern Region		
	N	Mean	SD	N	Mean	SD	N	Mean	SD	N	Mean	SD
To what extent do you believe the World Bank SHOULD seek to influence the global development agenda as related to "global public goods"?	39	7.92	2.50	35	7.37	1.70	156	7.60	2.11	57	7.37	2.50

(1-To no degree at all, 10-To a very significant degree)

In addition to the regular relations with the national government as its main interlocutor, which TWO of the following groups should the World Bank collaborate with more in your country to ensure better development results there? (Choose no more than TWO)

Percentage of Respondents (Responses Combined)	Southern Region	Northern Region	Western Region	Eastern Region
NGOs	25.0%	10.0%	21.1%	14.9%
Local Government*	54.5%	50.0%	41.5%	62.7%
Beneficiaries	20.5%	27.5%	15.2%	29.9%
Private sector	31.8%	25.0%	24.0%	16.4%
Traditional authorities	0.0%	2.5%	0.6%	3.0%
Community Based Organizations (CBOs)	11.4%	17.5%	19.3%	16.4%
Donor community	0.0%	7.5%	8.2%	9.0%
Foundations	0.0%	0.0%	1.8%	0.0%
Academia/think tanks/research institutes	13.6%	25.0%	16.4%	7.5%
Parliament	11.4%	2.5%	8.8%	9.0%
Media	6.8%	17.5%	17.5%	7.5%
Faith based organizations	2.3%	2.5%	7.6%	9.0%
UN and regional peace keeping forces*	9.1%	2.5%	0.6%	0.0%
Emerging donors	0.0%	0.0%	1.2%	0.0%
UN agencies	4.5%	7.5%	5.8%	1.5%
Regional organizations	4.5%	0.0%	2.9%	6.0%
Other	0.0%	0.0%	4.1%	1.5%

*Significantly different between locations

To what extent do you agree with the following statements about the World Bank's work in Sierra Leone, on a ten point scale?

(1-Strongly disagree, 10-Strongly agree)

	Which best represents your geographic location?											
	Southern Region			Northern Region			Western Region			Eastern Region		
	N	Mean	SD	N	Mean	SD	N	Mean	SD	N	Mean	SD
Overall the World Bank currently plays a relevant role in development in Sierra Leone	42	6.83	2.38	39	6.23	2.13	165	6.77	2.46	57	7.39	2.36
The World Bank's work is aligned with what I consider the development priorities for Sierra Leone	40	6.45	2.45	38	6.16	2.12	163	6.13	2.10	53	6.62	2.44
The World Bank supports programs and strategies that are realistic for Sierra Leone	40	6.30	2.36	38	6.26	2.23	163	5.98	2.19	54	6.85	2.54
The World Bank treats clients and stakeholders in Sierra Leone with respect*	37	5.92	2.36	35	5.66	2.07	143	5.99	1.97	49	7.12	2.70

*Significantly different between locations

B. Overall Attitudes toward the World Bank (continued)

To what extent is the World Bank an effective development partner in Sierra Leone, in terms of each of the following?

(1-To no degree at all, 10-To a very significant degree)

	Which best represents your geographic location?											
	Southern Region			Northern Region			Western Region			Eastern Region		
	N	Mean	SD	N	Mean	SD	N	Mean	SD	N	Mean	SD
Responsiveness	39	6.08	2.13	34	5.62	2.17	153	5.82	2.28	54	6.26	2.44
Flexibility (in terms of the institution's products and services)	38	5.45	2.09	33	5.21	1.88	149	5.40	1.97	52	5.63	2.58
Flexibility (in terms of changing country circumstances)	37	5.62	1.96	34	5.53	1.89	150	5.36	2.01	53	5.77	2.60
Being inclusive	38	5.45	2.14	35	5.34	2.07	157	5.72	2.08	53	5.83	2.58
Openness (sharing data and other information)	37	5.73	2.56	36	5.64	2.19	151	6.00	2.30	52	6.40	2.90
Staff accessibility	37	4.41	2.11	35	4.71	2.28	148	4.95	2.09	50	5.56	2.67
Straightforwardness and honesty	36	6.31	2.12	35	5.83	2.20	143	6.44	2.37	52	6.60	2.79
Collaboration with groups outside of the Government (e.g., NGOs, academia, private sector)	40	5.90	2.52	39	5.51	2.23	149	5.94	2.29	59	6.36	2.74
Collaboration with the Government	41	8.07	1.82	37	7.84	1.64	154	7.31	2.24	59	7.95	2.19
Collaboration with other donors	38	7.29	1.75	34	6.68	1.95	143	6.92	2.30	54	7.41	1.93
Follow through over time	32	6.03	1.99	33	5.79	1.92	134	6.08	2.265	46	6.39	2.79

When World Bank assisted reform efforts fail or are slow to take place, which THREE of the following would you attribute this to?

(Choose no more than TWO)

Percentage of Respondents (Responses Combined)	Southern Region	Northern Region	Western Region	Eastern Region
The World Bank works too slowly	38.6%	48.7%	36.9%	37.9%
The Government works inefficiently*	61.4%	30.8%	42.3%	31.8%
There is not an adequate level of citizen/civil society participation	27.3%	43.6%	39.3%	30.3%
Poor donor coordination	13.6%	28.2%	25.0%	15.2%
The World Bank does not do adequate follow through/follow-up	20.5%	23.1%	17.3%	27.3%
Lack of/inadequate levels of capacity in Government	22.7%	15.4%	27.4%	33.3%
Political pressures and obstacles	31.8%	20.5%	26.2%	37.9%
Reforms are not well thought out in light of country challenges	13.6%	30.8%	26.8%	19.7%
The World Bank is not sensitive enough to political/social realities on the ground	25.0%	25.6%	14.9%	25.8%
Ongoing conflict and instability*	6.8%	5.1%	4.8%	15.2%
Inadequate funding	18.2%	25.6%	20.2%	15.2%
Other	0.0%	0.0%	3.0%	1.5%

*Significantly different between locations

C. World Bank Effectiveness and Results

How effective do you believe the World Bank is in terms of the work it does in the following areas of development in Sierra Leone?

(1-Not effective at all, 10-Very effective)

	Which best represents your geographic location?											
	Southern Region			Northern Region			Western Region			Eastern Region		
	N	Mean	SD	N	Mean	SD	N	Mean	SD	N	Mean	SD
Anti corruption	42	4.64	2.13	33	5.03	2.26	136	4.92	2.50	53	5.70	2.87
Information and communications technology*	44	5.27	1.97	33	4.79	1.92	133	5.11	2.23	51	6.31	2.44
Transport*	44	5.30	2.37	30	5.67	2.15	129	5.12	2.33	53	6.68	2.53
Crime and violence	38	4.74	2.20	30	4.50	1.78	127	4.39	2.28	51	5.41	2.78
Regional conflict and tensions*	39	5.05	2.26	30	4.27	1.82	124	4.70	2.23	49	5.69	2.54
Extractive industries development	38	4.50	1.80	29	4.97	1.82	134	4.94	2.21	49	5.53	2.65
Law and justice	40	5.23	2.03	31	4.77	1.80	133	5.26	2.29	54	5.30	2.98
Urban development*	42	5.26	2.15	34	5.09	1.66	139	5.23	2.11	51	6.37	2.67
Environmental sustainability	41	5.20	1.95	33	4.91	2.20	136	5.20	2.24	51	6.10	2.62
Regulatory framework*	42	4.86	2.10	31	5.55	2.14	127	5.45	2.09	51	6.47	2.60
Basic infrastructure	43	5.49	2.16	33	5.33	1.69	140	5.70	2.16	57	6.23	2.37
Land acquisition*	39	4.18	2.23	30	4.20	2.06	124	4.43	2.36	54	5.57	2.68
Communicable/non-communicable diseases*	43	5.84	2.15	33	5.30	2.04	135	5.54	2.20	56	6.52	2.14
Poverty reduction*	44	5.48	2.05	36	5.58	2.20	147	5.77	2.26	59	6.64	2.71
Gender	44	5.86	2.45	34	5.68	1.97	130	5.72	2.34	56	6.70	2.31
Domestic private sector development*	43	5.00	2.02	32	5.31	2.13	137	5.31	2.03	53	6.45	2.42
Foreign direct investment*	41	5.05	2.02	32	5.84	2.13	130	5.50	2.15	56	6.63	2.45
Youth development*	40	4.95	1.87	33	5.27	1.74	136	5.13	2.16	58	6.29	2.64
Local governance and institutions*	44	6.00	1.88	34	5.47	1.86	145	5.86	2.17	57	7.00	2.28
Water and sanitation*	44	5.07	2.17	34	5.29	1.87	141	5.31	2.22	56	6.80	2.33
Trade and exports*	42	4.40	1.67	29	5.21	1.76	130	5.08	2.05	53	5.89	2.72
Economic growth*	43	5.14	2.04	32	5.34	2.09	138	5.87	2.10	55	6.51	2.40
Energy*	44	4.52	2.30	33	5.06	1.98	142	5.30	2.30	56	6.14	2.71
Strengthening traditional institutions*	41	4.29	2.29	28	3.75	1.55	118	4.64	2.11	53	5.30	2.93
Disaster management*	40	4.03	2.57	31	4.52	1.82	119	4.78	2.16	55	6.33	2.60
Public sector governance/ reform	45	5.58	2.19	33	5.70	1.96	146	6.20	2.09	52	6.56	2.42
Job creation/employment*	44	4.52	1.97	34	4.44	1.65	137	4.91	1.99	57	5.75	2.69
Social cohesion*	39	3.72	2.14	31	3.97	1.74	122	4.76	2.05	54	5.41	2.64
Financial markets*	43	4.60	2.28	32	4.78	2.01	122	4.91	2.03	52	5.87	2.44
Equality of opportunity*	40	3.73	2.10	32	4.38	2.09	129	4.87	2.02	50	6.12	2.73
Health*	43	5.49	2.13	34	6.29	1.88	139	6.39	2.10	52	6.88	2.14
Creative industries development*	38	3.92	2.01	29	4.62	2.09	123	4.57	2.07	52	5.67	2.98
Rural development*	44	4.82	1.90	34	5.38	1.94	137	5.01	1.99	54	6.09	2.45
Global/regional integration*	42	5.02	2.34	31	4.77	1.91	128	5.21	2.13	51	6.45	2.59
Food security*	43	5.65	1.91	31	4.84	1.79	142	5.71	2.18	57	6.63	2.64
Education*	45	5.29	2.13	35	5.49	1.99	137	5.28	2.20	55	6.73	2.79
Security/stabilization/reconstruction	43	5.77	2.10	33	5.85	1.80	129	5.53	2.04	52	6.13	2.78
People with disabilities*	41	4.88	2.16	33	4.52	1.91	127	4.37	2.07	55	5.91	2.65
Social protection*	42	4.26	2.31	33	4.27	2.00	130	4.34	2.16	51	6.29	2.63
Climate change*	40	4.28	2.05	32	4.69	1.96	132	4.69	2.22	54	6.39	2.55
Agricultural development*	44	6.11	2.09	33	5.70	1.90	142	5.83	2.20	59	7.08	2.29
Natural resource management*	41	4.29	1.97	28	4.46	2.10	130	4.88	2.28	54	6.19	2.88

*Significantly different between locations

C. World Bank Effectiveness and Results (continued)

	Which best represents your geographic location?											
	Southern Region			Northern Region			Western Region			Eastern Region		
	N	Mean	SD	N	Mean	SD	N	Mean	SD	N	Mean	SD
To what extent does the World Bank's work help to achieve development results in Sierra Leone?*	43	6.72	2.14	39	6.08	1.72	165	6.39	1.93	63	7.54	2.43

(1-To no degree at all, 10-To a very significant degree) *Significantly different between locations

To what extent do you agree with the following statements about the World Bank in Sierra Leone?

(1-Strongly disagree, 10-Strongly agree)

	Which best represents your geographic location?											
	Southern Region			Northern Region			Western Region			Eastern Region		
	N	Mean	SD	N	Mean	SD	N	Mean	SD	N	Mean	SD
The World Bank's financial instruments meet the needs of Sierra Leone*	40	5.93	2.20	40	5.05	2.11	160	5.63	2.08	61	6.28	2.52
The World Bank meets Sierra Leone's needs for knowledge services*	40	5.58	2.26	40	5.25	2.18	159	5.60	2.03	62	6.53	2.34

*Significantly different between locations

D. The World Bank's Knowledge**How frequently do you consult World Bank knowledge work and activities in the work you do?***

Percentage of Respondents	Southern Region	Northern Region	Western Region	Eastern Region
Weekly	4.7%	5.1%	6.0%	6.1%
Monthly	7.0%	12.8%	12.7%	25.8%
A few times a year	32.6%	33.3%	39.2%	16.7%
Rarely	32.6%	30.8%	28.3%	16.7%
Never	23.3%	17.9%	13.9%	34.8%

*Significantly different between locations

D. The World Bank's Knowledge (continued)

When thinking about the development challenges in Sierra Leone, where do you believe it would be most valuable for the World Bank to focus its knowledge work and activities in the next few years? (Choose no more than THREE)

Percentage of Respondents (Responses Combined)	Southern Region	Northern Region	Western Region	Eastern Region
Public sector governance/ reform	25.0%	20.0%	28.8%	24.2%
Gender*	4.5%	2.5%	2.4%	10.6%
Creative industries development	4.5%	7.5%	7.1%	9.1%
Social cohesion	0.0%	2.5%	4.7%	10.6%
Domestic private sector development	4.5%	10.0%	5.9%	13.6%
Foreign direct investment	0.0%	5.0%	4.1%	6.1%
Water and sanitation	13.6%	7.5%	11.8%	9.1%
Trade and exports	2.3%	2.5%	1.8%	1.5%
Youth development	6.8%	10.0%	15.3%	18.2%
Energy	34.1%	25.0%	31.8%	25.8%
Regional conflict and tensions*	0.0%	0.0%	0.0%	4.5%
Disaster management	0.0%	0.0%	1.2%	0.0%
Social protection	0.0%	0.0%	2.9%	1.5%
Climate change	0.0%	2.5%	0.0%	1.5%
People with disabilities	0.0%	0.0%	0.6%	1.5%
Poverty reduction	9.1%	20.0%	18.2%	15.2%
Law and justice	4.5%	5.0%	4.7%	10.6%
Security/stabilization/reconstruction	2.3%	0.0%	0.6%	1.5%
Anti corruption*	0.0%	7.5%	10.0%	0.0%
Financial markets	0.0%	0.0%	2.4%	1.5%
Equality of opportunity	0.0%	5.0%	0.6%	1.5%
Urban development	2.3%	0.0%	5.9%	1.5%
Education*	72.7%	50.0%	41.8%	39.4%
Land acquisition	2.3%	0.0%	1.2%	1.5%
Crime and violence	0.0%	0.0%	0.0%	1.5%
Global/regional integration	0.0%	2.5%	0.0%	0.0%
Information and communications technology	2.3%	5.0%	1.2%	0.0%
Local governance and institutions	4.5%	5.0%	4.1%	10.6%
Transport	4.5%	2.5%	2.9%	6.1%
Strengthening traditional institutions	0.0%	2.5%	1.2%	0.0%
Agricultural development*	36.4%	27.5%	14.1%	18.2%
Natural resource management	0.0%	2.5%	7.1%	3.0%
Job creation/employment	11.4%	10.0%	13.5%	12.1%
Health	15.9%	22.5%	17.6%	10.6%
Economic growth	13.6%	15.0%	17.6%	7.6%
Extractive industries development	0.0%	2.5%	3.5%	0.0%
Rural development	11.4%	7.5%	5.9%	4.5%
Food security	11.4%	2.5%	5.3%	10.6%
Environmental sustainability	2.3%	7.5%	1.2%	1.5%
Regulatory framework	0.0%	0.0%	0.6%	0.0%
Basic infrastructure	0.0%	2.5%	1.2%	1.5%
Communicable/non-communicable diseases	0.0%	0.0%	0.6%	0.0%

*Significantly different between locations

D. The World Bank's Knowledge (continued)

In Sierra Leone, how effective do you believe the World Bank's knowledge work and activities are at: (1-Not effective at all, 10-Very effective)

	Which best represents your geographic location?											
	Southern Region			Northern Region			Western Region			Eastern Region		
	N	Mean	SD	N	Mean	SD	N	Mean	SD	N	Mean	SD
Enhancing your knowledge and/or skills	40	5.63	2.65	36	4.92	2.03	158	5.23	2.13	52	6.04	2.05
Contributing to good policy making	37	6.38	1.92	38	5.76	1.95	154	6.16	1.79	53	6.43	1.98
Providing support for program implementation*	42	6.50	2.22	38	6.24	2.09	160	6.61	1.94	57	7.58	2.11

*Significantly different between locations

In Sierra Leone, to what extent do you believe that the World Bank's knowledge work and activities:

(1-To no degree at all, 10-To a very significant degree)

	Which best represents your geographic location?											
	Southern Region			Northern Region			Western Region			Eastern Region		
	N	Mean	SD	N	Mean	SD	N	Mean	SD	N	Mean	SD
Are timely*	38	4.08	2.11	35	4.20	1.80	149	4.97	1.90	52	5.85	2.68
Include appropriate level of stakeholder involvement during preparation*	40	4.83	1.91	37	4.51	1.88	146	5.11	1.91	55	5.87	2.74
Are relevant to Sierra Leone's development priorities*	41	5.78	2.10	38	5.66	1.81	156	6.11	2.10	57	6.77	2.39
Provide feasible recommendations	39	5.92	1.83	34	5.65	1.69	150	5.76	1.92	56	6.16	2.36
Are source of relevant information on global good practices	41	6.66	1.85	37	6.24	2.17	152	6.49	2.12	60	6.48	2.43
Are accessible (well written and easy to understand)	40	5.45	2.17	36	5.22	1.77	146	5.74	2.16	59	5.71	2.47
Are useful in terms of the work you do	39	6.21	2.18	37	5.76	1.89	145	6.17	2.36	54	6.35	2.90
Are adequately disseminated	40	4.68	2.12	36	4.67	1.71	140	4.80	2.09	54	5.46	2.87
Are appropriately translated*	40	4.40	2.34	34	4.82	1.59	134	5.21	2.10	57	5.88	2.80
Are adaptable to Sierra Leone's specific development challenges and country circumstances*	41	5.39	1.86	37	5.65	1.96	150	5.86	2.05	60	6.83	2.29

*Significantly different between locations

	Which best represents your geographic location?											
	Southern Region			Northern Region			Western Region			Eastern Region		
	N	Mean	SD	N	Mean	SD	N	Mean	SD	N	Mean	SD
Overall, how significant a contribution do you believe the World Bank's knowledge work and activities make to development results in your country?*	43	6.65	2.09	39	6.33	1.87	163	6.55	1.81	60	7.42	2.14
Overall, how would you rate the technical quality of the World Bank's knowledge work and activities?	44	6.75	2.06	38	6.55	1.75	161	6.53	1.95	60	6.75	2.70

(1-Not significant at all, 10-Very significant; 1-Very low technical quality, 10-Very high technical quality) *Significantly different between locations

E. Working with the World Bank

To what extent do you agree/disagree with the following statements (1-Strongly disagree, 10-Strongly agree)

	Which best represents your geographic location?											
	Southern Region			Northern Region			Western Region			Eastern Region		
	N	Mean	SD	N	Mean	SD	N	Mean	SD	N	Mean	SD
The World Bank disburses funds promptly*	40	4.08	1.65	37	3.54	1.50	147	4.46	2.17	52	4.83	2.66
The World Bank effectively monitors and evaluates the projects and programs it supports	41	5.80	2.33	37	5.49	2.26	148	5.76	2.44	58	6.45	2.52
The World Bank's approvals and reviews are done in a timely fashion	40	4.53	1.92	36	4.42	1.90	146	5.05	2.00	56	5.25	2.55
The World Bank's "Safeguard Policy" requirements are reasonable	38	5.18	1.83	37	5.51	1.79	136	5.82	1.97	52	6.25	2.42
The World Bank imposes reasonable conditions on its lending*	40	5.05	2.09	36	4.92	2.33	149	5.26	2.25	55	6.16	2.81
Working with the World Bank increases Sierra Leone's institutional capacity	41	6.80	1.82	38	6.18	1.80	150	6.51	2.03	56	6.63	2.53
The World Bank ensures consistency and continuity through staff changes	38	6.24	1.92	34	6.00	1.89	128	6.01	1.76	52	6.62	2.30
The World Bank's teams and visits are well coordinated	39	6.38	1.79	35	6.11	1.76	137	6.18	2.23	52	6.85	2.54
Where country systems are adequate, the World Bank makes appropriate use of them	40	6.98	1.98	35	6.06	1.70	129	6.26	2.01	53	6.66	2.42
The World Bank provides effective implementation support*	41	6.24	1.96	36	6.03	1.93	150	5.96	2.17	56	6.98	2.62
The World Bank communicates effectively about its efforts in Sierra Leone*	41	5.63	2.17	36	5.17	2.16	150	5.35	2.23	53	6.58	2.68

*Significantly different between locations

	Which best represents your geographic location?											
	Southern Region			Northern Region			Western Region			Eastern Region		
	N	Mean	SD	N	Mean	SD	N	Mean	SD	N	Mean	SD
To what extent do you believe the World Bank is adequately staffed in Sierra Leone?	35	5.69	2.25	33	5.58	1.68	125	5.71	1.76	42	6.26	2.96

(1-To no degree at all, 10-To a very significant degree)

F. The Future Role of the World Bank in Sierra Leone

	Which best represents your geographic location?											
	Southern Region			Northern Region			Western Region			Eastern Region		
	N	Mean	SD	N	Mean	SD	N	Mean	SD	N	Mean	SD
How significant a role do you believe the World Bank SHOULD play in Sierra Leone's development in the near future?*	44	8.52	1.75	39	7.95	1.65	161	8.09	1.98	66	8.94	1.38

(1-Not a significant role at all, 10-Very significant role) *Significantly different between locations

Which of the following SHOULD the World Bank do to make itself of greater value in Sierra Leone? (Choose no more than TWO)

Percentage of Respondents (Responses Combined)	Southern Region	Northern Region	Western Region	Eastern Region
Improve the quality of its experts as related to Sierra Leone's specific challenges	18.2%	33.3%	25.6%	23.0%
Reduce the complexity of obtaining World Bank financing	54.5%	55.6%	48.1%	42.6%
Focus primarily on advocacy issues	6.8%	2.8%	5.0%	6.6%
Improve the competitiveness of its financing compared to markets (e.g., cost, timeliness, and other terms)	15.9%	5.6%	6.9%	13.1%
Reach out more to groups outside of government	31.8%	41.7%	49.4%	42.6%
Focus more attention on donor coordination and collaboration	15.9%	11.1%	10.6%	11.5%
Ensure greater selectivity in its work	2.3%	0.0%	5.6%	6.6%
Provide more adequate data/knowledge/statistics/figures on Sierra Leone's economy	4.5%	8.3%	10.0%	13.1%
Offer more innovative financial products	20.5%	8.3%	8.8%	9.8%
Offer more innovative knowledge services	9.1%	5.6%	9.4%	6.6%
Work faster	11.4%	22.2%	14.4%	11.5%
Increase the level of World Bank staffing in Sierra Leone's office	11.4%	11.1%	5.0%	11.5%
Other	0.0%	2.8%	0.0%	0.0%

F. The Future Role of the World Bank in Sierra Leone (continued)

	Which best represents your geographic location?											
	Southern Region			Northern Region			Western Region			Eastern Region		
	N	Mean	SD	N	Mean	SD	N	Mean	SD	N	Mean	SD
How effectively do you believe the donors work together with the Government in Sierra Leone to see through development results on the ground?*	43	6.28	2.14	37	5.84	1.94	154	6.21	2.02	61	7.00	2.37

(1-Not effective at all, 10-Very effective) *Significantly different between locations

	Which best represents your geographic location?											
	Southern Region			Northern Region			Western Region			Eastern Region		
	N	Mean	SD	N	Mean	SD	N	Mean	SD	N	Mean	SD
How effective do you believe the World Bank has been in helping forge regional economic integration?	40	6.25	2.12	31	5.65	1.80	143	5.99	2.01	56	6.64	2.42

(1-Not effective at all, 10-Very effective)

G. Communication and Information Sharing

How do you get most of your information about economic and social development issues in Sierra Leone?

(Choose no more than TWO)

Percentage of Respondents (Responses Combined)	Southern Region	Northern Region	Western Region	Eastern Region
Local newspapers*	88.4%	66.7%	73.8%	60.7%
International newspapers*	2.3%	2.6%	4.3%	13.1%
Local radio*	55.8%	56.4%	38.4%	60.7%
International radio	4.7%	7.7%	12.8%	8.2%
Local television	14.0%	23.1%	12.8%	6.6%
International television	0.0%	0.0%	8.5%	4.9%
Periodicals	2.3%	5.1%	6.1%	6.6%
Internet	30.2%	17.9%	34.1%	24.6%
Social media (Facebook, Twitter, Youtube)	2.3%	7.7%	3.7%	1.6%
Blogs	0.0%	0.0%	0.6%	0.0%
Mobile phones*	0.0%	5.1%	0.0%	6.6%
Instant messaging	0.0%	0.0%	0.6%	1.6%
Other	2.3%	2.6%	2.4%	1.6%

*Significantly different between locations

How would you prefer to receive information from the World Bank? (Choose no more than TWO)

Percentage of Respondents (Responses Combined)	Southern Region	Northern Region	Western Region	Eastern Region
World Bank website	54.5%	32.5%	53.5%	44.3%
Direct contact with World Bank	25.0%	35.0%	22.0%	27.9%
e-newsletters*	18.2%	5.0%	21.4%	4.9%
Instant messaging	2.3%	7.5%	6.9%	4.9%
World Bank seminars/workshops/conferences	43.2%	45.0%	37.1%	47.5%
World Bank publications and other written materials	38.6%	35.0%	28.9%	42.6%
Traditional media	0.0%	10.0%	6.9%	9.8%
Mobile phones	6.8%	15.0%	6.9%	9.8%
Social media	2.3%	7.5%	8.2%	4.9%
Blogs	0.0%	2.5%	0.6%	0.0%
Other	4.5%	0.0%	2.5%	1.6%

*Significantly different between locations

G. Communication and Information Sharing (continued)

Are you aware of the World Bank's Access to Information Policy under which the Bank will now disclose any information in its possession that is not a list of exceptions?*

Percentage of Respondents	Southern Region	Northern Region	Western Region	Eastern Region
Yes	10.0%	23.1%	22.9%	34.5%
No	90.0%	76.9%	77.1%	65.5%

*Significantly different between locations

Have you requested information from the World Bank on its activities in the past year?*

Percentage of Respondents	Southern Region	Northern Region	Western Region	Eastern Region
Yes	5.7%	18.9%	15.2%	43.6%
No	94.3%	81.1%	84.8%	56.4%

*Significantly different between locations

Were you able to obtain this information?

Percentage of Respondents	Southern Region	Northern Region	Western Region	Eastern Region
Yes	100.0%	83.3%	77.3%	84.6%
No	0.0%	16.7%	22.7%	15.4%

Do you have access to the Internet?*

Percentage of Respondents	Southern Region	Northern Region	Western Region	Eastern Region
Yes	88.6%	91.9%	94.6%	67.2%
No	11.4%	8.1%	5.4%	32.8%

*Significantly different between locations

Do you use/have you used the World Bank website?

Percentage of Respondents	Southern Region	Northern Region	Western Region	Eastern Region
Yes	46.3%	51.3%	53.0%	44.8%
No	53.7%	48.7%	47.0%	55.2%

Which do you primarily use?*

Percentage of Respondents	Southern Region	Northern Region	Western Region	Eastern Region
The World Bank's country website	79.3%	56.5%	46.6%	68.1%
The World Bank's main website	20.7%	43.5%	53.4%	31.9%

*Significantly different between locations

Which Internet connection do you use primarily when visiting a World Bank website?*

Percentage of Respondents	Southern Region	Northern Region	Western Region	Eastern Region
High speed	44.8%	30.8%	52.1%	64.4%
Dial-up	55.2%	69.2%	47.9%	35.6%

*Significantly different between locations

G. Communication and Information Sharing (continued)

Please rate how much you agree with the following statements. (1-Strongly disagree, 10-Strongly agree)

	Which best represents your geographic location?											
	Southern Region			Northern Region			Western Region			Eastern Region		
	N	Mean	SD	N	Mean	SD	N	Mean	SD	N	Mean	SD
I use/consult World Bank data more currently than I did a few years ago*	36	3.86	2.60	33	3.76	2.15	132	4.86	2.51	51	5.63	3.05
I find the World Bank websites easy to navigate.	28	5.36	2.74	22	5.14	2.10	106	5.88	2.27	45	6.13	2.47
I find the information on the World Bank's websites useful.	27	6.44	2.81	20	6.05	2.46	105	6.68	2.29	45	6.89	2.43
When I need information from the World Bank I know how to find it*	32	4.38	2.66	32	5.06	2.82	131	5.82	2.64	47	6.09	3.05
The World Bank is responsive to my information requests and inquiries*	28	4.32	2.93	25	4.48	2.26	105	5.39	2.42	48	6.08	3.07

*Significantly different between locations

H. Background Information

Currently, do you professionally collaborate/work with the World Bank in your country?

Percentage of Respondents	Southern Region	Northern Region	Western Region	Eastern Region
Yes	54.5%	43.6%	38.9%	43.1%
No	45.5%	56.4%	61.1%	56.9%

Which of the following describes most of your exposure to the World Bank in Sierra Leone? (Choose no more than TWO)

Percentage of Respondents (Responses Combined)	Southern Region	Northern Region	Western Region	Eastern Region
Observer	43.2%	56.8%	43.6%	52.3%
Use World Bank reports/data	45.5%	32.4%	35.6%	41.5%
Engage in World Bank related/sponsored events/activities	27.3%	21.6%	28.2%	33.8%
Collaborate as part of my professional duties	22.7%	29.7%	25.8%	30.8%
Use World Bank website for information, data, research, etc.	22.7%	29.7%	25.2%	20.0%

Appendix D: Responses to All Questions by Year¹

FY '05 Response Number = 82 • FY '09 Response Number = 365 • FY '13 Response Number = 340

B. Overall Attitudes toward the World Bank

	year					
	FY 2009			FY 2013		
	N	Mean	SD	N	Mean	SD
How familiar are you with the work of the World Bank in Sierra Leone?*	358	6.06	2.69	332	5.44	2.46

(1-Not familiar at all, 10-Extremely familiar) *Significantly different between FY13 and FY09 country surveys.

	year					
	FY 2009			FY 2013		
	N	Mean	SD	N	Mean	SD
Overall, please rate your impression of the World Bank's effectiveness in Sierra Leone?*	326	6.99	2.24	302	5.95	2.19

(1-Not effective at all, 10-Very effective) *Significantly different between FY13 and FY09 country surveys.

To what extent do you agree with the following statements about the World Bank's work in Sierra Leone, on a ten point scale?

(1-Strongly disagree, 10-Strongly agree)

	year					
	FY 2009			FY 2013		
	N	Mean	SD	N	Mean	SD
Overall the World Bank currently plays a relevant role in development in Sierra Leone*	355	7.93	2.25	311	6.82	2.40
The World Bank's work is aligned with what I consider the development priorities for Sierra Leone*	344	7.11	2.43	304	6.29	2.21
The World Bank supports programs and strategies that are realistic for Sierra Leone*	334	6.73	2.68	303	6.24	2.29
The World Bank treats clients and stakeholders in Sierra Leone with respect*	332	7.22	2.47	271	6.12	2.22

*Significantly different between FY13 and FY09 country surveys.

¹ Only those questions that were asked in the FY '05, FY '09, and FY '13 country surveys, with similar response scales/options, are presented.

B. Overall Attitudes toward the World Bank (continued)

To what extent is the World Bank an effective development partner in Sierra Leone, in terms of each of the following?

(1-To no degree at all, 10-To a very significant degree)

	year					
	FY 2009			FY 2013		
	N	Mean	SD	N	Mean	SD
Flexibility (in terms of changing country circumstances)*	202	6.07	3.00	282	5.49	2.11
Staff accessibility*	310	6.74	2.66	278	4.99	2.25
Straightforwardness and honesty*	300	7.27	2.45	273	6.37	2.39

*Significantly different between FY13 and FY09 country surveys.

C. World Bank Effectiveness and Results

How effective do you believe the World Bank is in terms of the work it does in the following areas of development in Sierra Leone, on a ten point scale? (1-Not effective at all, 10-Very effective)

	year					
	FY 2009			FY 2013		
	N	Mean	SD	N	Mean	SD
Anti corruption*	324	6.05	2.96	271	5.04	2.50
Regulatory framework*	318	6.26	2.56	260	5.58	2.25
Basic infrastructure*	321	6.54	2.60	281	5.76	2.18
Poverty reduction*	341	6.55	2.67	295	5.92	2.34
Gender	321	6.23	2.69	272	5.95	2.32
Domestic private sector development*	317	6.03	2.65	273	5.49	2.18
Economic growth*	330	6.65	2.50	277	5.84	2.20
Public sector governance/ reform*	319	6.48	2.55	285	6.16	2.20
Health*	325	7.08	2.37	276	6.37	2.14
Education*	326	6.97	2.44	281	5.60	2.37
Social protection*	303	5.81	2.74	263	4.72	2.39
Climate change*	319	5.62	2.90	265	4.98	2.35
Agricultural development*	322	6.61	2.58	284	6.15	2.23
Natural resource management*	297	6.13	2.66	261	5.07	2.44

*Significantly different between FY13 and FY09 country surveys

D. The World Bank's Knowledge Work and Activities

In Sierra Leone, to what extent do you believe that the World Bank's knowledge work and activities:

(1-To no degree at all, 10-To a very significant degree)

	year					
	FY 2009			FY 2013		
	N	Mean	SD	N	Mean	SD
Are source of relevant information on global good practices*	319	7.65	2.29	298	6.50	2.16
Are useful in terms of the work you do*	313	7.88	2.27	281	6.16	2.37
Are adaptable to Sierra Leone's specific development challenges and country circumstances*	295	6.72	2.26	295	5.98	2.11

*Significantly different between FY13 and FY09 country surveys.

E. Working with the World Bank

To what extent do you agree/disagree with the following statements, on a ten point scale? (1-Strongly disagree, 10-Strongly agree)

	year					
	FY 2009			FY 2013		
	N	Mean	SD	N	Mean	SD
The World Bank disburses funds promptly*	206	5.83	3.10	284	4.34	2.14
The World Bank effectively monitors and evaluates the projects and programs it supports*	208	7.65	2.33	293	5.88	2.43
The World Bank imposes reasonable conditions on its lending*	316	6.01	3.09	288	5.39	2.40
Working with the World Bank increases Sierra Leone's institutional capacity*	205	7.41	2.37	291	6.53	2.10

*Significantly different between FY13 and FY09 country surveys.

F. The Future Role of the World Bank

	year					
	FY 2009			FY 2013		
	N	Mean	SD	N	Mean	SD
How significant a role do you believe the World Bank SHOULD play in Sierra Leone's development in the near future?	339	8.01	1.97	318	8.31	1.84

(1-Not a significant role at all, 10-Very significant role)

G. Communication and Information Sharing

Do you have access to the Internet?*

Percentage of Respondents	2009	2013
Yes	65.3%	87.8%
No	34.7%	12.2%

*Significantly different between FY13 and FY09 country surveys.

Do you use/have you used the World Bank website?*

Percentage of Respondents	2009	2013
Yes	41.9%	50.8%
No	58.1%	49.2%

*Significantly different between FY13 and FY09 country surveys.

Which do you primarily use?

Percentage of Respondents	2009	2013
The World Bank's country website	45.9%	55.4%
The World Bank's main website	54.1%	44.6%

Please rate how much you agree with the following statements, on a ten point scale. (1-Strongly disagree, 10-Strongly agree)

	year					
	FY 2009			FY 2013		
	N	Mean	SD	N	Mean	SD
I find the World Bank websites easy to navigate*	146	7.92	2.07	207	5.86	2.40
I find the information on the World Bank's websites useful*	149	8.24	2.20	203	6.68	2.40
When I need information from the World Bank I know how to find it*	181	7.47	2.90	247	5.64	2.80
The World Bank is responsive to my information requests and inquiries*	179	7.28	2.94	213	5.36	2.70

*Significantly different between FY13 and FY09 country surveys.

Appendix E: Indicator Questions as a Function of Exposure to the Bank

Indicator Question	Currently, do you professionally collaborate/work with the World Bank in your country?		Which of the following describes most of your exposure to the World Bank in Sierra Leone? (Choose no more than TWO)									
	No Mean	Yes Mean	Observer		Use WB reports/data		Engage in WB activities		Collaborate		Use WB website	
			No Mean	Yes Mean	No Mean	Yes Mean	No Mean	Yes Mean	No Mean	Yes Mean	No Mean	Yes Mean
Overall, please rate your impression of the World Bank's effectiveness in Sierra Leone?	5.59	6.34	6.35	5.52	5.92	6.07	5.81	6.39	5.78	6.49	5.90	6.25
To what extent do you believe the World Bank's staff is well prepared to help Sierra Leone solve its most complicated development challenges?	5.74	6.52	6.22	6.00	5.94	6.41	6.11	6.16	5.97	6.52	6.08	6.28
Overall the World Bank currently plays a relevant role in development in Sierra Leone	6.31	7.40	7.20	6.37	6.76	6.90	6.66	7.21	6.68	7.18	6.71	7.15
The World Bank's work is aligned with what I consider the development priorities for Sierra Leone	5.83	6.88	6.67	5.82	6.24	6.36	6.07	6.86	6.10	6.81	6.16	6.68
Responsiveness	5.54	6.33	6.19	5.55	5.86	5.97	5.85	6.04	5.57	6.80	5.80	6.25
Openness (sharing data and other information)	5.73	6.23	6.14	5.73	5.93	5.98	5.98	5.87	5.69	6.63	5.83	6.33
Collaboration with groups outside of the Government (e.g., NGOs, academia, private sector)	5.51	6.41	6.03	5.78	6.00	5.79	5.84	6.11	5.66	6.64	5.85	6.13
Collaboration with the Government	7.40	7.84	7.54	7.70	7.64	7.57	7.53	7.81	7.45	8.04	7.60	7.67
Collaboration with other donors	6.75	7.34	7.17	6.87	7.05	7.02	6.93	7.29	6.87	7.51	7.02	7.10
To what extent does the World Bank's work help to achieve development results in Sierra Leone?	6.17	7.22	6.84	6.36	6.53	6.75	6.52	6.85	6.49	7.00	6.57	6.77
The World Bank's financial instruments meet the needs of Sierra Leone	5.22	6.41	6.06	5.34	5.64	5.84	5.69	5.79	5.45	6.42	5.70	5.77
The World Bank meets Sierra Leone's needs for knowledge services	5.17	6.34	6.03	5.32	5.58	5.87	5.63	5.85	5.41	6.51	5.54	6.16
The World Bank is adaptable to Sierra Leone's specific development challenges and country circumstances	5.51	6.48	6.23	5.66	5.89	6.09	5.90	6.12	5.78	6.45	5.87	6.27
Overall, how significant a contribution do you believe the World Bank's knowledge work and activities make to development results in your country?	6.14	7.30	6.93	6.43	6.65	6.77	6.63	6.87	6.44	7.41	6.65	6.85
Overall, how would you rate the technical quality of the World Bank's knowledge work and activities?	5.86	7.50	7.01	6.23	6.57	6.78	6.59	6.79	6.33	7.53	6.65	6.65
Where country systems are adequate, the World Bank makes appropriate use of them	6.02	6.77	6.40	6.48	6.56	6.23	6.48	6.35	6.19	7.07	6.43	6.46

Yellow highlight indicates significant difference between Yes and No mean.

Appendix F: Sierra Leone FY 2013 Questionnaire



World Bank Client Survey FY13 – Sierra Leone

The World Bank is interested in gauging the views of clients and partners who are either involved in development in Sierra Leone or who observe activities related to social and economic development. The following survey is meant to give the World Bank's team that works in Sierra Leone, greater insight into how the Bank's work is perceived. This is one tool the World Bank uses to assess the views of its critical stakeholders. With this understanding, the World Bank hopes to develop more effective strategies, outreach and programs that support development in Sierra Leone. The World Bank commissioned an independent firm to oversee the logistics of this effort in Sierra Leone. This ensures anonymity and confidentiality. We hope you'll be candid. To complete the survey, please circle/check the response that most accurately reflects your opinion. If you prefer not to answer a question, please leave it blank.

PLEASE NOTE: IN SOME CASES THE SURVEY WILL ASK FOR A SPECIFIC NUMBER OF RESPONSES. PLEASE DO NOT CHOOSE ANY MORE THAN REQUESTED. IF MORE RESPONSES ARE CHOSEN, DATA CANNOT BE INCLUDED IN ANALYSIS.

SECTION A: GENERAL ISSUES FACING SIERRA LEONE

A1. In general would you say that Sierra Leone is headed in ... ?	
1	The right direction
2	The wrong direction
3	Not sure

SECTION A: GENERAL ISSUES

A2. Listed below are a number of development priorities in Sierra Leone.			
Please identify which of the following you consider the most important development priorities in Sierra Leone? (Choose no more than THREE)			
1	Social protection (e.g., pensions, targeted social assistance)	22	Education
2	Transport (e.g., roads, bridges, transportation)	23	Poverty reduction
3	Security/stabilization/reconstruction	24	Food security
4	Extractive industries development (e.g., mining)	25	People with disabilities (e.g., rights, employment, empowerment)
5	Public sector governance/ reform (i.e., government effectiveness, public financial management, public expenditure, fiscal system reform)	26	Social cohesion
6	Global/regional integration	27	Climate change (e.g., mitigation, adaptation)
7	Gender	28	Agricultural development
8	Land acquisition (e.g., improving the system for women)	29	Youth development (e.g., rights, employment, empowerment)
9	Domestic private sector development	30	Trade and exports
10	Foreign direct investment	31	Crime and violence
11	Water and sanitation	32	Economic growth
12	Energy	33	Law and justice (e.g., judicial system)
13	Creative industries development	34	Strengthening traditional institutions
14	Regional conflict and tensions	35	Regulatory framework
15	Job creation/employment	36	Communicable/non-communicable diseases
16	Rural development	37	Basic infrastructure
17	Financial markets	38	Local governance and institutions
18	Urban development	39	Natural resource management (e.g., oil, gas, mining)
19	Environmental sustainability	40	Anti corruption
20	Equality of opportunity (i.e., equity)	41	Disaster management
21	Health	42	Information and communications technology

SECTION A: GENERAL ISSUES

A3. Poverty reduction is a broad term that encompasses work in many different areas.			
Which THREE areas of development listed below do you believe would contribute most to reducing poverty in Sierra Leone? (Choose no more than THREE)			
1	Water and sanitation	22	Security/stabilization/reconstruction
2	Equality of opportunity (i.e., equity)	23	Anti corruption
3	Economic growth	24	Domestic private sector development
4	Climate change (e.g., mitigation, adaptation)	25	Foreign direct investment
5	Regional conflict and tensions	26	Energy
6	Youth development (e.g., rights, employment, empowerment)	27	Land acquisition (e.g., improving the system for women)
7	Global/regional integration	28	Public sector governance/ reform (i.e., government effectiveness, public financial management, public expenditure, fiscal system reform)
8	Gender	29	Social cohesion
9	Rural development	30	Education
10	Urban development	31	Natural resource management (e.g., oil, gas, mining)
11	Regulatory framework	32	Environmental sustainability
12	Local governance and institutions	33	Health
13	Creative industries development	34	Extractive industries development (e.g., mining)
14	Basic infrastructure	35	Agricultural development
15	Social protection (e.g., pensions, targeted social assistance)	36	Disaster management
16	Law and justice (e.g., judicial system)	37	Job creation/employment
17	Transport (e.g., roads, bridges, transportation)	38	Financial markets
18	Crime and violence	39	Trade and exports
19	Strengthening traditional institutions	40	People with disabilities (e.g., rights, employment, empowerment)
20	Communicable/non-communicable diseases	41	Food security
21	Information and communications technology		

SECTION A: GENERAL ISSUES

A4. Economic growth can be driven by a number of factors.			
Which THREE areas below do you believe would contribute most to generating economic growth in Sierra Leone? (Choose no more than THREE)			
1	Energy	21	Social cohesion
2	Gender	22	Public sector governance/ reform (i.e., government effectiveness, public financial management, public expenditure, fiscal system reform)
3	Equality of opportunity (i.e., equity)	23	Domestic private sector development
4	People with disabilities (e.g., rights, employment, empowerment)	24	Creative industries development
5	Global/regional integration	25	Job creation/employment
6	Social protection (e.g., pensions, targeted social assistance)	26	Agricultural development
7	Climate change (e.g., mitigation, adaptation)	27	Food security
8	Anti corruption	28	Transport (e.g., roads, bridges, transportation)
9	Disaster management	29	Security/stabilization/reconstruction
10	Extractive industries development (e.g., mining)	30	Strengthening traditional institutions
11	Regional conflict and tensions	31	Education
12	Rural development	32	Natural resource management (e.g., oil, gas, mining)
13	Foreign direct investment	33	Environmental sustainability
14	Urban development	34	Health
15	Water and sanitation	35	Basic infrastructure
16	Trade and exports	36	Law and justice (e.g., judicial system)
17	Youth development (e.g., rights, employment, empowerment)	37	Land acquisition (e.g., improving the system for women)
18	Information and communications technology	38	Local governance and institutions
19	Regulatory framework	39	Crime and violence
20	Communicable/non-communicable diseases	40	Financial markets

PLEASE NOTE: IN SOME CASES THE SURVEY WILL ASK FOR A SPECIFIC NUMBER OF RESPONSES. PLEASE DO NOT CHOOSE ANY MORE THAN REQUESTED. IF MORE RESPONSES ARE CHOSEN, DATA CANNOT BE INCLUDED IN ANALYSIS.

SECTION B: OVERALL ATTITUDES TOWARD THE WORLD BANK

B1. How familiar are you with the work of the World Bank in Sierra Leone, on a ten point scale?

1	2	3	4	5	6	7	8	9	10
Not familiar at all					Extremely familiar				

B2. Overall, please rate your impression of the World Bank's effectiveness in Sierra Leone, on a ten point scale?

1	2	3	4	5	6	7	8	9	10	?
Not effective at all									Very effective	Don't know

B3. To what extent do you believe the World Bank's staff is well prepared (e.g., skills and knowledge) to help Sierra Leone solve its most complicated development challenges, on a ten point scale?

1	2	3	4	5	6	7	8	9	10	?
To no degree at all									To a very significant degree	Don't know

B4. When thinking about how the World Bank can have the most impact on development results in Sierra Leone, in which sectoral areas do you believe the World Bank should focus most of its attention and resources in Sierra Leone? (Choose no more than THREE)

1	Social protection (e.g., pensions, targeted social assistance)	22	Equality of opportunity (i.e., equity)
2	Security/stabilization/reconstruction	23	Regional conflict and tensions
3	Public sector governance/ reform (i.e., government effectiveness, public financial management, public expenditure, fiscal system reform)	24	Health
4	Transport (e.g., roads, bridges, transportation)	25	Education
5	Land acquisition (e.g., improving the system for women)	26	Youth development (e.g., rights, employment, empowerment)
6	Poverty reduction	27	Food security
7	Global/regional integration	28	Climate change (e.g., mitigation, adaptation)
8	Gender	29	Agricultural development
9	Crime and violence	30	Trade and exports
10	Creative industries development	31	Strengthening traditional institutions
11	Rural development	32	Economic growth
12	Domestic private sector development	33	Law and justice (e.g., judicial system)
13	Foreign direct investment	34	Local governance and institutions
14	Water and sanitation	35	Regulatory framework
15	Energy	36	Communicable/non-communicable diseases
16	Extractive industries development (e.g., mining)	37	People with disabilities (e.g., rights, employment, empowerment)
17	Social cohesion	38	Basic infrastructure
18	Job creation/employment	39	Natural resource management (e.g., oil, gas, mining)
19	Financial markets	40	Information and communications technology
20	Urban development	41	Anti corruption
21	Environmental sustainability	42	Disaster management

SECTION B: OVERALL ATTITUDES TOWARD THE WORLD BANK

B5. When thinking about the World Bank's role, which activity do you believe is of greatest VALUE and which activity is of second greatest value in Sierra Leone?			
		Greatest Value (Choose only ONE)	Second Greatest Value (Choose only ONE)
1	Financial resources: investment lending	<input type="checkbox"/>	<input type="checkbox"/>
2	Financial resources: policy based lending / budget support to the Government	<input type="checkbox"/>	<input type="checkbox"/>
3	Mobilizing third party financial resources	<input type="checkbox"/>	<input type="checkbox"/>
4	Technical assistance	<input type="checkbox"/>	<input type="checkbox"/>
5	Policy advice	<input type="checkbox"/>	<input type="checkbox"/>
6	Donor coordination	<input type="checkbox"/>	<input type="checkbox"/>
7	Data	<input type="checkbox"/>	<input type="checkbox"/>
8	Training/capacity building	<input type="checkbox"/>	<input type="checkbox"/>
9	Studies/analyses	<input type="checkbox"/>	<input type="checkbox"/>
10	Convening/facilitating	<input type="checkbox"/>	<input type="checkbox"/>
11	Linkage to non-Bank expertise (e.g., South-South knowledge sharing)	<input type="checkbox"/>	<input type="checkbox"/>
12	Strategy formulation (e.g., PRSP assistance)	<input type="checkbox"/>	<input type="checkbox"/>
13	Other (please specify): _____	<input type="checkbox"/>	<input type="checkbox"/>

B6. Which of the following do you identify as the World Bank's greatest WEAKNESSES in its work in Sierra Leone? (Choose no more than TWO)	
1	Imposing technocratic solutions without regard to political realities
2	Not exploring alternative policy options
3	Too bureaucratic in its operational policies and procedures
4	Staff too inaccessible
5	Arrogant in its approach
6	Not client focused
7	The credibility of its knowledge/data
8	Not willing to honestly criticize policies and reform efforts in the country
9	Its advice and strategies do not lend themselves to practical problem solving
10	Too influenced by developed countries
11	Not enough public disclosure of its work
12	World Bank processes too slow and complex
13	Not aligned with country priorities
14	Not aligned with other donors' work
15	Not collaborating enough with non-state actors
16	Not adequately sensitive to political/social realities in Sierra Leone
17	Not focused enough on issues that are unique to post-conflict countries
18	Inadequate number of World Bank staff members located in the country
19	Other (please specify): _____

SECTION B: OVERALL ATTITUDES TOWARD THE WORLD BANK

B7. Which World Bank instruments do you believe are the MOST effective in reducing poverty in Sierra Leone? (Choose no more than TWO)

1	Capacity development
2	Policy based lending / budget support to the Government
3	Knowledge products/services (analytical work, studies, surveys, etc.)
4	Investment lending (financing specific projects)
5	Technical assistance (advice, best practice, international experience, etc.)
6	Trust Fund management
7	Co-financing arrangements (i.e., with other donors)
8	Sector-wide approaches
9	Emergency Recovery lending
10	Other (please specify): _____
11	Don't know

B8. To what extent do you believe the World Bank SHOULD seek to influence the global development agenda as related to “global public goods” (e.g., climate change, communicable diseases, international financial systems, trade, etc.), on a ten point scale?

1	2	3	4	5	6	7	8	9	10	<input type="checkbox"/>
To no degree at all									To a very significant degree	Don't know

B9. In addition to the regular relations with the national government as its main interlocutor, which TWO of the following groups should the World Bank collaborate with more in your country to ensure better development results there? (Choose no more than TWO)

1	NGOs
2	Local Government
3	Beneficiaries
4	Private sector
5	Traditional authorities
6	Community Based Organizations (CBOs)
7	Donor community
8	Foundations
9	Academia/think tanks/research institutes
10	Parliament
11	Media
12	Faith based organizations
13	UN and regional peace keeping forces
14	Emerging donors
15	UN agencies
16	Regional organizations (e.g., Mano River Union, West Africa Monetary Union, Africa Union Peer Review Program)
17	Other (please specify): _____

SECTION B: OVERALL ATTITUDES TOWARD THE WORLD BANK

To what extent do you agree with the following statements about the World Bank's work in Sierra Leone, on a ten point scale?													
		Strongly disagree										Strongly agree	Don't know
B10	Overall the World Bank currently plays a relevant role in development in Sierra Leone	1	2	3	4	5	6	7	8	9	10	<input type="checkbox"/>	
B11	The World Bank's work is aligned with what I consider the development priorities for Sierra Leone	1	2	3	4	5	6	7	8	9	10	<input type="checkbox"/>	
B12	The World Bank supports programs and strategies that are realistic for Sierra Leone	1	2	3	4	5	6	7	8	9	10	<input type="checkbox"/>	
B13	The World Bank treats clients and stakeholders in Sierra Leone with respect	1	2	3	4	5	6	7	8	9	10	<input type="checkbox"/>	

To what extent is the World Bank an effective development partner in Sierra Leone, in terms of each of the following?													
		To no degree at all										To a very significant degree	Don't know
B14	Responsiveness	1	2	3	4	5	6	7	8	9	10	<input type="checkbox"/>	
B15	Flexibility (in terms of the institution's products and services)	1	2	3	4	5	6	7	8	9	10	<input type="checkbox"/>	
B16	Flexibility (in terms of changing country circumstances)	1	2	3	4	5	6	7	8	9	10	<input type="checkbox"/>	
B17	Being inclusive	1	2	3	4	5	6	7	8	9	10	<input type="checkbox"/>	
B18	Openness (sharing data and other information)	1	2	3	4	5	6	7	8	9	10	<input type="checkbox"/>	
B19	Staff accessibility	1	2	3	4	5	6	7	8	9	10	<input type="checkbox"/>	
B20	Straightforwardness and honesty	1	2	3	4	5	6	7	8	9	10	<input type="checkbox"/>	
B21	Collaboration with groups outside of the Government (e.g., NGOs, academia, private sector)	1	2	3	4	5	6	7	8	9	10	<input type="checkbox"/>	
B22	Collaboration with the Government	1	2	3	4	5	6	7	8	9	10	<input type="checkbox"/>	
B23	Collaboration with other donors	1	2	3	4	5	6	7	8	9	10	<input type="checkbox"/>	
B24	Follow through over time	1	2	3	4	5	6	7	8	9	10	<input type="checkbox"/>	

SECTION B: OVERALL ATTITUDES TOWARD THE WORLD BANK

B25. When World Bank assisted reform efforts fail or are slow to take place, which THREE of the following would you attribute this to? (Choose no more than THREE)	
1	The World Bank works too slowly
2	The Government works inefficiently
3	There is not an adequate level of citizen/civil society participation
4	Poor donor coordination
5	The World Bank does not do adequate follow through/follow-up
6	Lack of/inadequate levels of capacity in Government
7	Political pressures and obstacles
8	Reforms are not well thought out in light of country challenges
9	The World Bank is not sensitive enough to political/social realities on the ground
10	Ongoing conflict and instability
11	Inadequate funding
12	Other (please specify): _____

PLEASE NOTE: IN SOME CASES THE SURVEY WILL ASK FOR A SPECIFIC NUMBER OF RESPONSES. PLEASE DO NOT CHOOSE ANY MORE THAN REQUESTED. IF MORE RESPONSES ARE CHOSEN, DATA CANNOT BE INCLUDED IN ANALYSIS.

SECTION C: WORLD BANK EFFECTIVENESS AND RESULTS

How effective do you believe the World Bank is in terms of the work it does in the following areas of development in Sierra Leone, on a ten point scale?

		Not effective at all										Very effective	Don't know
		1	2	3	4	5	6	7	8	9	10		
C1	Anti corruption	1	2	3	4	5	6	7	8	9	10		
C2	Information and communications technology	1	2	3	4	5	6	7	8	9	10		
C3	Transport (e.g., roads, bridges, transportation)	1	2	3	4	5	6	7	8	9	10		
C4	Crime and violence	1	2	3	4	5	6	7	8	9	10		
C5	Regional conflict and tensions	1	2	3	4	5	6	7	8	9	10		
C6	Extractive industries development (e.g., mining)	1	2	3	4	5	6	7	8	9	10		
C7	Law and justice (e.g., judicial system)	1	2	3	4	5	6	7	8	9	10		
C8	Urban development	1	2	3	4	5	6	7	8	9	10		
C9	Environmental sustainability	1	2	3	4	5	6	7	8	9	10		
C10	Regulatory framework	1	2	3	4	5	6	7	8	9	10		
C11	Basic infrastructure	1	2	3	4	5	6	7	8	9	10		
C12	Land acquisition (e.g., improving the system for women)	1	2	3	4	5	6	7	8	9	10		
C13	Communicable/non-communicable diseases	1	2	3	4	5	6	7	8	9	10		
C14	Poverty reduction	1	2	3	4	5	6	7	8	9	10		
C15	Gender	1	2	3	4	5	6	7	8	9	10		
C16	Domestic private sector development	1	2	3	4	5	6	7	8	9	10		
C17	Foreign direct investment	1	2	3	4	5	6	7	8	9	10		
C18	Youth development (e.g., rights, employment, empowerment)	1	2	3	4	5	6	7	8	9	10		
C19	Local governance and institutions	1	2	3	4	5	6	7	8	9	10		
C20	Water and sanitation	1	2	3	4	5	6	7	8	9	10		
C21	Trade and exports	1	2	3	4	5	6	7	8	9	10		
C22	Economic growth	1	2	3	4	5	6	7	8	9	10		
C23	Energy	1	2	3	4	5	6	7	8	9	10		
C24	Strengthening traditional institutions	1	2	3	4	5	6	7	8	9	10		
C25	Disaster management	1	2	3	4	5	6	7	8	9	10		
C26	Public sector governance/ reform (i.e., government effectiveness, public financial management, public expenditure, fiscal system reform)	1	2	3	4	5	6	7	8	9	10		
C27	Job creation/employment	1	2	3	4	5	6	7	8	9	10		
C28	Social cohesion	1	2	3	4	5	6	7	8	9	10		
C29	Financial markets	1	2	3	4	5	6	7	8	9	10		
C30	Equality of opportunity (i.e., equity)	1	2	3	4	5	6	7	8	9	10		
C31	Health	1	2	3	4	5	6	7	8	9	10		
C32	Creative industries development	1	2	3	4	5	6	7	8	9	10		
C33	Rural development	1	2	3	4	5	6	7	8	9	10		
C34	Global/regional integration	1	2	3	4	5	6	7	8	9	10		
C35	Food security	1	2	3	4	5	6	7	8	9	10		
C36	Education	1	2	3	4	5	6	7	8	9	10		
C37	Security/stabilization/reconstruction	1	2	3	4	5	6	7	8	9	10		
C38	People with disabilities (e.g., rights, employment, empowerment)	1	2	3	4	5	6	7	8	9	10		
C39	Social protection (e.g., pensions, targeted social assistance)	1	2	3	4	5	6	7	8	9	10		
C40	Climate change (e.g., mitigation, adaptation)	1	2	3	4	5	6	7	8	9	10		
C41	Agricultural development	1	2	3	4	5	6	7	8	9	10		
C42	Natural resource management (e.g., oil, gas, mining)	1	2	3	4	5	6	7	8	9	10		

SECTION C: WORLD BANK EFFECTIVENESS AND RESULTS

C43. To what extent does the World Bank's work help to achieve development results in Sierra Leone, on a ten point scale?											
1	2	3	4	5	6	7	8	9	10	<input type="checkbox"/>	
To no degree at all									To a very significant degree		Don't know

To what extent do you agree with the following statements about the World Bank in Sierra Leone, on a ten point scale?														
		Strongly disagree										Strongly agree		Don't know
C44	The World Bank's financial instruments (i.e., investment lending, Development Policy Loan, Trust Funds, Program 4 Result, etc.) meet the needs of Sierra Leone	1	2	3	4	5	6	7	8	9	10	<input type="checkbox"/>		
C45	The World Bank meets Sierra Leone's needs for knowledge services (e.g., research, analysis, data, technical assistance)	1	2	3	4	5	6	7	8	9	10	<input type="checkbox"/>		

PLEASE NOTE: IN SOME CASES THE SURVEY WILL ASK FOR A SPECIFIC NUMBER OF RESPONSES. PLEASE DO NOT CHOOSE ANY MORE THAN REQUESTED. IF MORE RESPONSES ARE CHOSEN, DATA CANNOT BE INCLUDED IN ANALYSIS.

SECTION D: THE WORLD BANK'S KNOWLEDGE WORK AND ACTIVITIES (i.e., ANALYSIS, STUDIES, RESEARCH, DATA, REPORTS, CONFERENCES)

D1. How frequently do you consult World Bank knowledge work and activities in the work you do?	
1	Weekly
2	Monthly
3	A few times a year
4	Rarely
5	Never

D2. When thinking about the development challenges in Sierra Leone, where do you believe it would be most valuable for the World Bank to focus its knowledge work and activities in the next few years? (Choose no more than THREE)			
1	Public sector governance/ reform (i.e., government effectiveness, public financial management, public expenditure, fiscal system reform)	22	Urban development
2	Gender	23	Education
3	Creative industries development	24	Land acquisition (e.g., improving the system for women)
4	Social cohesion	25	Crime and violence
5	Domestic private sector development	26	Global/regional integration
6	Foreign direct investment	27	Information and communications technology
7	Water and sanitation	28	Local governance and institutions
8	Trade and exports	29	Transport (e.g., roads, bridges, transportation)
9	Youth development (e.g., rights, employment, empowerment)	30	Strengthening traditional institutions
10	Energy	31	Agricultural development
11	Regional conflict and tensions	32	Natural resource management (e.g., oil, gas, mining)
12	Disaster management	33	Job creation/employment
13	Social protection (e.g., pensions, targeted social assistance)	34	Health
14	Climate change (e.g., mitigation, adaptation)	35	Economic growth
15	People with disabilities (e.g., rights, employment, empowerment)	36	Extractive industries development (e.g., mining)
16	Poverty reduction	37	Rural development
17	Law and justice (e.g., judicial system)	38	Food security
18	Security/stabilization/reconstruction	39	Environmental sustainability
19	Anti corruption	40	Regulatory framework
20	Financial markets	41	Basic infrastructure
21	Equality of opportunity (i.e., equity)	42	Communicable/non-communicable diseases

SECTION D: THE WORLD BANK'S KNOWLEDGE WORK AND ACTIVITIES (i.e., ANALYSIS, STUDIES, RESEARCH, DATA, REPORTS, CONFERENCES)

In Sierra Leone, how effective do you believe the World Bank's knowledge work and activities are at:												
		Not effective at all									Very effective	Don't know
D3	Enhancing your knowledge and/or skills	1	2	3	4	5	6	7	8	9	10	<input type="checkbox"/>
D4	Contributing to good policy making	1	2	3	4	5	6	7	8	9	10	<input type="checkbox"/>
D5	Providing support for program implementation	1	2	3	4	5	6	7	8	9	10	<input type="checkbox"/>

In Sierra Leone, to what extent do you believe that the World Bank's knowledge work and activities:												
		To no degree at all									To a very significant degree	Don't know
D6	Are timely	1	2	3	4	5	6	7	8	9	10	<input type="checkbox"/>
D7	Include appropriate level of stakeholder involvement during preparation	1	2	3	4	5	6	7	8	9	10	<input type="checkbox"/>
D8	Are relevant to Sierra Leone's development priorities	1	2	3	4	5	6	7	8	9	10	<input type="checkbox"/>
D9	Provide feasible recommendations	1	2	3	4	5	6	7	8	9	10	<input type="checkbox"/>
D10	Are source of relevant information on global good practices	1	2	3	4	5	6	7	8	9	10	<input type="checkbox"/>
D11	Are accessible (well written and easy to understand)	1	2	3	4	5	6	7	8	9	10	<input type="checkbox"/>
D12	Are useful in terms of the work you do	1	2	3	4	5	6	7	8	9	10	<input type="checkbox"/>
D13	Are adequately disseminated	1	2	3	4	5	6	7	8	9	10	<input type="checkbox"/>
D14	Are appropriately translated	1	2	3	4	5	6	7	8	9	10	<input type="checkbox"/>
D15	Are adaptable to Sierra Leone's specific development challenges and country circumstances	1	2	3	4	5	6	7	8	9	10	<input type="checkbox"/>

D16. Overall, how significant a contribution do you believe the World Bank's knowledge work and activities make to development results in your country, on a ten point scale?												
1	2	3	4	5	6	7	8	9	10	<input type="checkbox"/>		
Not significant at all									Very significant		Don't know	

D17. Overall, how would you rate the technical quality of the World Bank's knowledge work and activities, on a ten point scale?												
1	2	3	4	5	6	7	8	9	10	<input type="checkbox"/>		
Very low technical quality									Very high technical quality		Don't know	

SECTION E: WORKING WITH THE WORLD BANK

To what extent do you agree/disagree with the following statements, on a ten point scale?													
		Strongly disagree										Strongly agree	Don't know
E1	The World Bank disburses funds promptly	1	2	3	4	5	6	7	8	9	10	<input type="checkbox"/>	
E2	The World Bank effectively monitors and evaluates the projects and programs it supports	1	2	3	4	5	6	7	8	9	10	<input type="checkbox"/>	
E3	The World Bank's approvals and reviews are done in a timely fashion	1	2	3	4	5	6	7	8	9	10	<input type="checkbox"/>	
E4	The World Bank's "Safeguard Policy" requirements are reasonable	1	2	3	4	5	6	7	8	9	10	<input type="checkbox"/>	
E5	The World Bank imposes reasonable conditions on its lending	1	2	3	4	5	6	7	8	9	10	<input type="checkbox"/>	
E6	Working with the World Bank increases Sierra Leone's institutional capacity	1	2	3	4	5	6	7	8	9	10	<input type="checkbox"/>	
E7	The World Bank ensures consistency and continuity through staff changes	1	2	3	4	5	6	7	8	9	10	<input type="checkbox"/>	
E8	The World Bank's teams and visits are well coordinated	1	2	3	4	5	6	7	8	9	10	<input type="checkbox"/>	
E9	Where country systems (e.g., procurement, financial management, etc.) are adequate, the World Bank makes appropriate use of them	1	2	3	4	5	6	7	8	9	10	<input type="checkbox"/>	
E10	The World Bank provides effective implementation support (i.e., supervision of projects)	1	2	3	4	5	6	7	8	9	10	<input type="checkbox"/>	
E11	The World Bank communicates effectively about its efforts in Sierra Leone	1	2	3	4	5	6	7	8	9	10	<input type="checkbox"/>	

E12. To what extent do you believe the World Bank is adequately staffed in Sierra Leone, on a ten point scale?											
1	2	3	4	5	6	7	8	9	10	<input type="checkbox"/>	
To no degree at all									To a very significant degree	Don't know	

PLEASE NOTE: IN SOME CASES THE SURVEY WILL ASK FOR A SPECIFIC NUMBER OF RESPONSES. PLEASE DO NOT CHOOSE ANY MORE THAN REQUESTED. IF MORE RESPONSES ARE CHOSEN, DATA CANNOT BE INCLUDED IN ANALYSIS.

SECTION F: THE FUTURE ROLE OF THE WORLD BANK IN SIERRA LEONE

F1. How significant a role do you believe the World Bank SHOULD play in Sierra Leone's development in the near future, on a ten point scale?											
1	2	3	4	5	6	7	8	9	10	<input type="checkbox"/>	
Not a significant role at all									Very significant role		Don't know

F2. Which of the following SHOULD the World Bank do to make itself of greater value in Sierra Leone? (Choose no more than TWO)	
1	Improve the quality of its experts as related to Sierra Leone's specific challenges
2	Reduce the complexity of obtaining World Bank financing
3	Focus primarily on advocacy issues
4	Improve the competitiveness of its financing compared to markets (e.g., cost, timeliness, and other terms)
5	Reach out more to groups outside of government
6	Focus more attention on donor coordination and collaboration
7	Ensure greater selectivity in its work
8	Provide more adequate data/knowledge/statistics/figures on Sierra Leone's economy
9	Offer more innovative financial products
10	Offer more innovative knowledge services
11	Work faster
12	Increase the level of World Bank staffing in Sierra Leone's office
13	Other (please specify): _____

F3. How effectively do you believe the donors work together with the Government in Sierra Leone to see through development results on the ground, on a ten point scale?											
1	2	3	4	5	6	7	8	9	10	<input type="checkbox"/>	
Not effectively at all									Very effectively		Don't know

F4. How effective do you believe the World Bank has been in helping forge regional economic integration, on a ten point scale?											
1	2	3	4	5	6	7	8	9	10	<input type="checkbox"/>	
Not effective at all									Very effective		Don't know

SECTION G: COMMUNICATION AND INFORMATION SHARING

G1. How do you get most of your information about economic and social development issues in Sierra Leone? (Choose no more than TWO)	
1	Local newspapers
2	International newspapers
3	Local radio
4	International radio
5	Local television
6	International television
7	Periodicals
8	Internet
9	Social media (Facebook, Twitter, Youtube)
10	Blogs
11	Mobile phones
12	Instant messaging
13	Other (please specify): _____

G2. How would you prefer to receive information from the World Bank? (Choose no more than TWO)	
1	World Bank website
2	Direct contact with World Bank (i.e., face to face meetings/discussions)
3	e-newsletters
4	Instant messaging
5	World Bank seminars/workshops/conferences
6	World Bank publications and other written materials
7	Traditional media (e.g., music, theater, etc.)
8	Mobile phones
9	Social media (Facebook, Twitter, Youtube)
10	Blogs
11	Other (please specify): _____

G3	Are you aware of the World Bank's Access to Information Policy under which the Bank will now disclose any information in its possession that is not on a list of exceptions?	Yes	No
G4	Have you requested information from the World Bank on its activities in the past year? (If YES please go to Question G5; if NO please go to G6)	Yes	No
G5	Were you able to obtain this information?	Yes	No
G6	Do you have access to the Internet?	Yes	No
G7	Do you use/have you used the World Bank website?	Yes	No

SECTION G: COMMUNICATION AND INFORMATION SHARING

G8. Which do you primarily use? (Please mark only ONE response)	
1	The World Bank's country website (www.worldbank.org/sl)
2	The World Bank's main website (www.worldbank.org)

G9. Which Internet connection do you use primarily when visiting a World Bank website?	
1	High speed
2	Dial-up

Please rate how much you agree with the following statements, on a ten point scale.													
		Strongly disagree								Strongly agree		Don't know	
		1	2	3	4	5	6	7	8	9	10		
G10	I use/consult World Bank data more currently than I did a few years ago												<input type="checkbox"/>
G11	I find the World Bank websites easy to navigate. <i>(Only answer if you have used a World Bank website)</i>												<input type="checkbox"/>
G12	I find the information on the World Bank's websites useful. <i>(Only answer if you have used a World Bank website)</i>												<input type="checkbox"/>
G13	When I need information from the World Bank I know how to find it (e.g., whom to call, where to reach them, etc.)												<input type="checkbox"/>
G14	The World Bank is responsive to my information requests and inquiries												<input type="checkbox"/>

PLEASE NOTE: IN SOME CASES THE SURVEY WILL ASK FOR A SPECIFIC NUMBER OF RESPONSES. PLEASE DO NOT CHOOSE ANY MORE THAN REQUESTED. IF MORE RESPONSES ARE CHOSEN, DATA CANNOT BE INCLUDED IN ANALYSIS.

SECTION H: BACKGROUND INFORMATION

H1. Which of the following best describes your current position? (Please mark only ONE response)	
1	Office of the President, Prime Minister
2	Office of Minister
3	Office of Parliamentarian
4	Employee of a Ministry, Ministerial Department or Implementation Agency
5	Consultant/Contractor working on World Bank supported Project/Program
6	Project Management Unit (PMU) overseeing implementation of project
7	Local Government Office or Staff
8	Bilateral Agency
9	Multilateral Agency
10	Private Sector Organization
11	Private Foundation
12	Financial Sector/Private Bank
13	NGO
14	Community Based Organization
15	Media (Press, Radio, TV, Web, etc.)
16	Independent Government Institution (i.e., Regulatory Agency, Central Bank/oversight institution)
17	Trade Union
18	Faith-Based Group
19	Academia/Research Institute/Think Tank
20	Judiciary Branch
21	Other (please specify): _____

H2. Please identify the primary specialization of your work. (Please mark only ONE response)			
1	Agriculture/ rural development / food security	10	Law and justice / regulatory framework
2	Climate change / disaster management	11	Natural resource management / environmental sustainability
3	Education	12	Private sector development / foreign direct investment
4	Energy	13	Public sector governance / public financial management / anti corruption
5	Financial markets / banking	14	Social protection
6	Gender / equality of opportunity	15	Transport
7	Health / communicable/non-communicable diseases	16	Urban development
8	Information and communications technology	17	Water and sanitation
9	Job creation/employment	18	Other (please specify): _____

SECTION H: BACKGROUND INFORMATION

H3. Currently, do you professionally collaborate/work with the World Bank in your country?	
1	Yes
2	No

H4. Which of the following describes most of your exposure to the World Bank in Sierra Leone? (Choose no more than TWO)	
1	Observer (i.e., follow in media, discuss in informal conversations, etc.)
2	Use World Bank reports/data
3	Engage in World Bank related/sponsored events/activities
4	Collaborate as part of my professional duties
5	Use World Bank website for information, data, research, etc.

H5. Which best represents your geographic location?	
1	Southern Region
2	Northern Region
3	Western Region
4	Eastern Region

Thank you for completing the survey!