



The WORLD VALUES SURVEY ASSOCIATION

www.worldvaluessurvey.org

SURVEY METHODOLOGY REPORT

METHODOLOGICAL QUESTIONNAIRE

(TO BE COMPLETED AND SENT TO THE DATA ARCHIVE

JOINTLY WITH THE DATA FILE)

Country:	Viet Nam
Organization:	Indochina Research (Vietnam) Ltd.
Principal Investigator:	Xavier Depouilly
E-mail (primary contact):	xavier@indochinaresearch.com
Person in charge for fieldwork:	Phung Thi Hong Hanh
E-mail (secondary contact):	hanh@indochinaresearch.com



SECTION 1: THE QUESTIONNAIRE

1. Have any optional questions and/or items been included?

No ☒

Yes (PLEASE WRITE IN QUESTION AND/OR ITEMNUMBERS BELOW)

2. Were country-specific questions, and/or items i. e. neither compulsory nor optional WVS questions, or questions included in the survey?

No country-specific questions included

☒ → Go to Q 4

Country-specific questions were included

☐

ANSWER IF THERE WERE COUNTRY-SPECIFIC QUESTIONS

3. Were country specific questions included at the end of the questionnaire, just before the demographics?

Yes ☐ → **GO TO Q 4**

No ☐

- 3a Please indicate the location of the country-specific questions which were not at the end of the questionnaire

WRITE IN BELOW :

EVERYONE PLEASE ANSWER

4. Were all questions asked in the prescribed order?

Yes ☒

No ☐



5. Were all core questions included in your questionnaire (by core we mean all items except those that were optional)?

No - some question(s) from WVS questionnaire not included

☐ → ANSWER

No - some demographic question(s) not included

☐ → ANSWER

Yes - all questions included

☒ → SECTION 2

IF ANY CORE or DEMOGRAPHIC WVS QUESTIONS WERE NOT INCLUDED

6. Please write in details of the items and the reasons why they were not included.

question number or description of question:

Reason(s) not included:

SECTION 2: SAMPLING

7. Was your sample designed to be representative of the entire adult population, i. e. 18 years and older, of your country?

Yes

☒ → GO TO Q 9

NO

☐ → ANSWER



IF NOT DESIGNED TO BE REPRESENTATIVE

8. Which groups were excluded from, under-represented or over-represented in your sample design?

Excluded (PLEASE SPECIFY):

Over-represented: (PLEASE SPECIFY):

Under-represented (PLEASE SPECIFY):

EVERYONE PLEASE ANSWER

9. What was the lower age cut-off for your sample?

Yes - please write in cut-off

1	8
---	---

No cut-off

--

10. Was there any upper age cut-off for your sample?

Yes - please write in cut-off

--	--

No cut-off

x

11. What were the different stages in your sampling procedure?

PLEASE WRITE IN:

For this project we used probability sample design with stratified multi-stages sampling, which is a combination of multi-stage sampling and stratified sampling:

Step 1 – Stratified Sampling

Urban/ Rural quota:

- Urban/Rural split: The total sample is split evenly between urban and rural areas as per Vietnam National Census data (2014) at regional level.



Step 2 – Multi – stage sampling


Regional level: To achieve results that are fully representative, we have subdivided the country into 6 geographical regions of Vietnam, and we have developed a comprehensive set of soft-quotas that will guarantee that every population segment in the country is well represented.

Provincial level

Within each of the region, we selected 2-4 provinces to conduct interviews in rural and urban areas which were selected based on the population of those provinces to ensure the highest representativeness of each region.

District (census enumeration areas) selection:

- Definition: Urban district (in urban area) and rural district (in rural area) are defined as the Census enumeration areas.
- Selection methodology: using the Probability Proportional to Size methodology (PPS).
- Number of districts:
 - For urban area, no more than 30 interviews/ district, 45 urban districts were randomly selected for fieldwork activities nationwide.
 - For rural area, no more than 30 interviews/ rural district, 45 rural districts were randomly selected for fieldwork activities nationwide.
- Ward/ Commune (PSU) selection:
 - Ward (in urban) and commune (in rural) are defined as the Primary sampling units (PSUs) for this survey.
 - Selection methodology: using the Probability Proportional to Size methodology (PPS).
 - Number of PSUs:
 - For urban area, no more than 5 interviews were carried out per ward, 91 wards were selected for fieldwork activities nationwide.
 - For rural area, no more than 10 interviews were carried out per commune, 94 communes were selected for fieldwork activities nationwide.
- Starting points selection (SPs):
 - Considering the population density, we conducted maximum 5 interviews/ SP for urban area and maximum 10 interviews/ SP for rural areas.
 - SPs selections process: The SPs were selected conveniently within the randomly selected wards and must satisfied condition as ease to identity, for example, at an intersection, at first big street. We also prepared maps with illustration and GPS of Starting points. The interviewers followed the list of starting points for the data collection.



12. What was the final number of clusters or sampling points?

No clusters

WRITE IN:

13. What was the sampled unit you got from office sampling?

Address ☐ ☒ → **ANSWER**

Household ☐ → **ANSWER**

Named individual ☐ → **GO TO 17**

Other (PLEASE WRITE IN DETAILS BELOW) ☐ → **ANSWER**

IF NAMED INDIVIDUAL WAS NOT THE SAMPLED UNIT

14. What selection method was used to identify a respondent?

PLEASE SPECIFY:

To ensure the random sample is close to the national demographics and can be captured within the timeline and budget, we recruited about 70% of total respondents randomly by Kish Grid methods at province level. The remaining 30% were recruited conveniently in the randomly selected ward with soft quota on area (urban/rural) gender and age group.

15. Were there any quota-controls on the type of individual selected to take part in the survey (for example, age or sex controls)?


Yes ☐ ☒ → **ANSWER**

No ☐ → **GO TO 17**

IF QUOTA CONTROLS

16. In what way were quota controls used?

PLEASE WRITE IN: We implemented soft quota for urban/rural, age and gender for the convenient part of the survey.



EVERYONE PLEASE ANSWER

17. Was substitution permitted at any stage of your selection process or during fieldwork?

Yes ☒ → **ANSWER**

No ☐ → **GO TO 19**

IF 'YES'

18. In what way was substitution permitted?

PLEASE WRITE IN:

Fieldwork supervisor needed to submit final sampling points to the project manager before fieldwork started. Sampling plan includes name of districts and commune/ward that the survey would be conducted and number of interviews in each commune/ward.

During survey, fieldwork had to report to PM any issues that led to change in sampling plan, ie intervention from the local police asking to move out of a specific commune..;

EVERYONE PLEASE ANSWER

19. Did you use any stratification factors when drawing your sample?

Yes ☒ → **ANSWER**

No ☐ → **GO TO 21**

IF STRATIFICATION FACTORS USED

20. What stratification factors were used, and at what stage(s) of selection?



The WORLD VALUES SURVEY ASSOCIATION

www.worldvaluessurvey.org

PLEASE WRITE IN: Yes, we use stratifications factor in identifying samples size for urban and rural area. Please refer to stage 1 in sampling design in Q11.



EVERYONE PLEASE ANSWER

21. All in all, what are the known limitations of your realized sample?

For example: non-response rate; is there differential coverage of particular groups, either because of sample design or response differences?

The successful rate of approaching respondents is 20% only. We have contacted more than 6.000 household nationwide to get 1200 samples.

In some areas, especially in South of Vietnam, we have faced lots of difficulties with local police as this survey is a bit sensitive in content. So we had to move to other commune/ward to conduct survey.

Please see the detail issues in our Fieldwork report attached.

% response or % non-response: PLEASE WRITE IN:

Total of approaches: 6129


Successful contacts: 1200

Response rate: 19.6%

Non - response rate: 80.4%

22. Please fill in the following details about your sample. If some categories do not apply, please complete to the highest level of detail possible and use the 'other' box to give more information.

Total number of <u>starting</u> names/addresses	6	1	2	9
- addresses which could not be traced at all	4	9	2	9
- addresses established as empty, demolished or containing no private dwelling		1	6	1
- selected respondent too sick/incapacitated to participate				
- selected respondent away during survey period		2	7	7
- selected respondent had inadequate understanding of language of survey				
- no contact at selected address		5	4	0
- no contact with selected person				
- refusal at selected address	2	0	7	4
- proxy refusal (on behalf of selected respondent)				
- personal refusal by selected respondent	1	4	6	3
- other type of unproductive (please write in full details in the box below)		3	6	1
- full productive interview				



- partial productive interview

--	--	--	--

IF 'OTHER' CATEGORY USED

23. Please specify

- No one at home (109 cases)
- No one in age 18+ in the household (101 cases)
- Over quota on age/gender/ (151 cases)

CF: Detailed provided in Excel file – Fieldwork report FINAL

Approached person refuse to answer	2074
Respondent refuse to answer	1463
Door lock all the time / No one answers	540
Not a house	161
No one in age 18+ y.o	101
Over quota on Gender	78
Over quota on Age	73
No one at home	109
Stop during interview	277
The house is being built	45
Others	8
Total	4929



SECTION 3: FIELDWORK

24. If interviews were not face-to-face, please specify the way of interviewing:

25. The next group of questions are about interviewers.

If no interviewers were used at any point in the WVS survey, please go to Q26.

IF INTERVIEWERS USED

- a. Were interviewers paid according to performance (for example, according to the number of interviews they obtained)?

Yes ☒

No ☐

- b. Which, if any, of these rules governed how an interviewer approached an address/household?

PLEASE TICK THOSE THAT APPLY

Calls/Visits must be made at different times of day ☒

Visits / Calls must be made on different days of week ☐

Neither of the above ☐

- c. Were interviewers required to make a certain number of re-calls before they stopped approaching an address or household?

Minimum number of re-calls required - please write in number

No minimum re-call requirement ☐

- d. Were any interviews supervised?

Yes - please write in approximate proportion %

No ☐

- e. Were any interviews back-checked?

Yes - please write in approximate proportion %

No ☐



EVERYONE PLEASE ANSWER

26. Please write in the approximate start and end dates of fieldwork: **DD MM YY**

Start date

1	5	1	2	1	9
---	---	---	---	---	---

End date

2	2	0	1	2	0
---	---	---	---	---	---

27. Please write in the name of the institute which has done the fieldwork.

Indochina Research (Vietnam) Ltd

SECTION 4: DATA

28. Were any measures of coding reliability employed?

Yes →

--

ANSWER

No

X

GO TO 29

28a. Which one? Please specify

29. Were the data from the questionnaire keyed subsequent to the interview (that is, non-CAPI surveys)?

Yes →

--

ANSWER

No →

x

GO TO 31

IF DATA KEYED

30. Was keying verified?

Yes - please write in approximate level of verification


--	--	--

 %

No

--

EVERYONE PLEASE ANSWER



31. Were any reliability checks made on derived variables?

Yes ☒
No ☐

32. Were data checked/edited to ensure that filter instructions were followed correctly?

Yes ☒
No ☐

33. Were data checked/edited for logic or consistency?

Yes ☒
No ☐

34. Were data checked/edited to ensure they fell within permitted coding ranges?

Yes ☒
No ☐

35. Have you answered 'yes' on any or all of questions 32 to 34 above?

Yes ☒ → **ANSWER**
No ☐ → **GO TO 37**

IF DATA CHECKED/EDITED


36. Were errors corrected individually or automatically (through, for example, a 'forced' edit)?

Yes - individual correction ☒
Yes - automatic correction ☐
No - not corrected ☐

EVERYONE PLEASE ANSWER

37. Did you add a weight variable?

Yes ☐ → **ANSWER**
No ☒ → **GO TO 39**



The WORLD VALUES SURVEY ASSOCIATION

www.worldvaluessurvey.org

IF WEIGHT VARIABLE ADDED

38. Please describe the weighting or post-stratification strategy used.



SECTION 5: CHARACTERISTICS OF NATIONAL POPULATION

39. Each member is asked to provide information on known characteristics of its national population, from census or the best available estimates from government surveys or other high-quality data-sources:

- sex distribution of the population:
- age distribution of the population
- education (years of schooling) of the population:
- other characteristics (PLEASE SPECIFY)

Please specify also the sources which have been used. Please note that the number of characteristics is what is minimal required. You can add as many characteristics as you like, but do not forget to specify them.

In the table below please present the information from census or from other government surveys or other high-quality data (column SOURCE 1) and the proportions obtained in your data, before and after weighting

	Source: Vietnam National Census data (2014)	Unweighted data	Weighted data
Gender			
Female 18+	32,289,208	655	
Male 18+	29,991,950	545	
Age Groups			
18 - 29 years	15,817,003	368	
30 - 39 years	14,252,139	356	
40 - 49 years	12,603,967	239	
50 - 59 years	10,145,812	164	
60 years & +	9,462,237	73	
Years/Schooling Groups	Not available		
No Education			
Primary/secondary school			
Incomplete/Comple te university-level education			
Other characteristics Please specify			
Top Urban (18+)	21,388,169	416	
Top Rural (18+)	34,515,703	784	